








ASSEMBLY INSTRUCTION

Daphne Slipcover Queen Bed

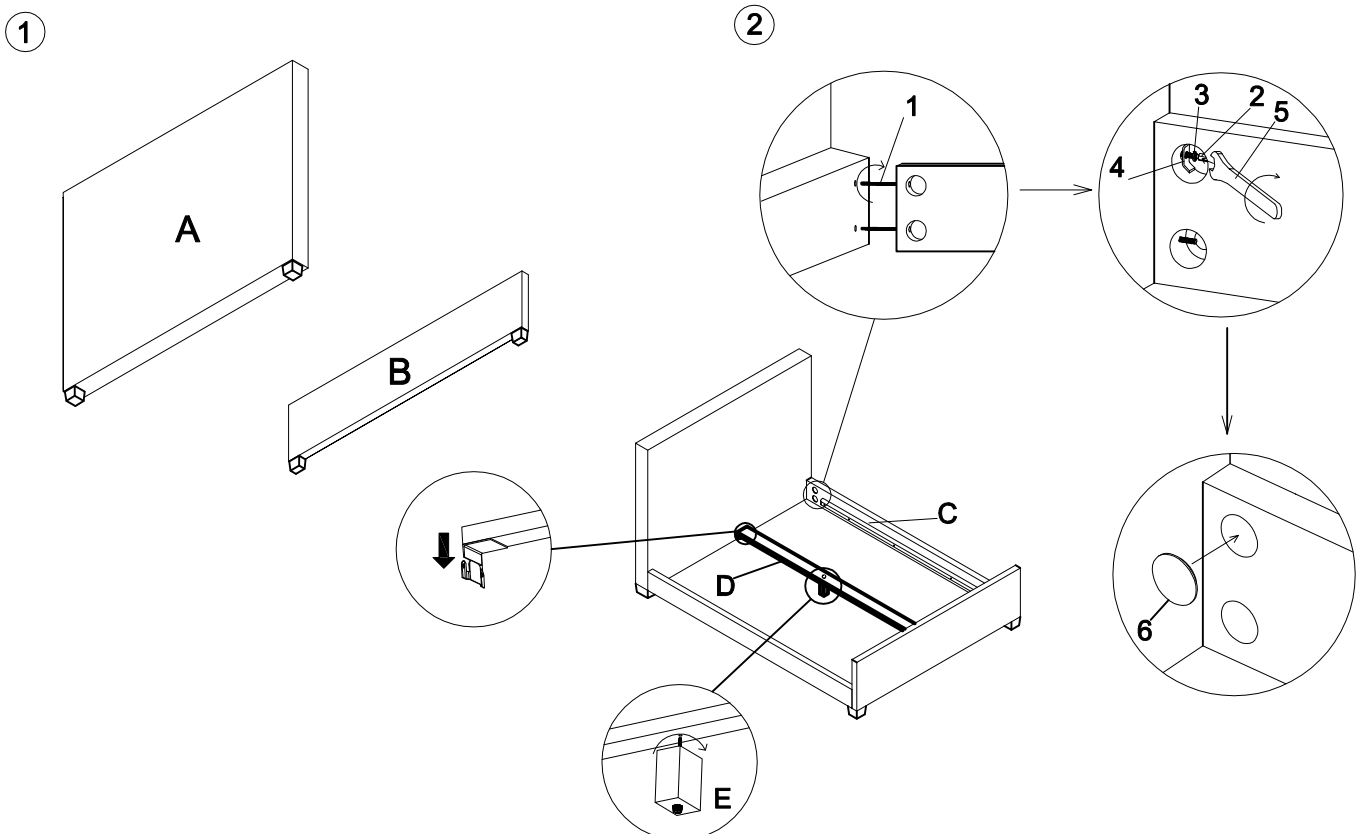
Components

NO.	PICTURE	DESCRIPTION	QTY.
A		Headboard	1
B		Footboard	1
C		Side rail	2
D		Center support rail	1
E		Middel leg	1
F		Slipcover	1
G		Slats set	1

Hardware

NO.	PICTURE	DESCRIPTION	SPEC.	QTY.
1		Stud Bolt	M8X100mm	8
2		Nut	M8X13X13mm	8
3		Lock Washer	M8X13X2mm	8
4		Special Washer	M8X15X40mm	8
5		Wrench	M8X25X100mm	1
6		Cap	Ø60mm	8

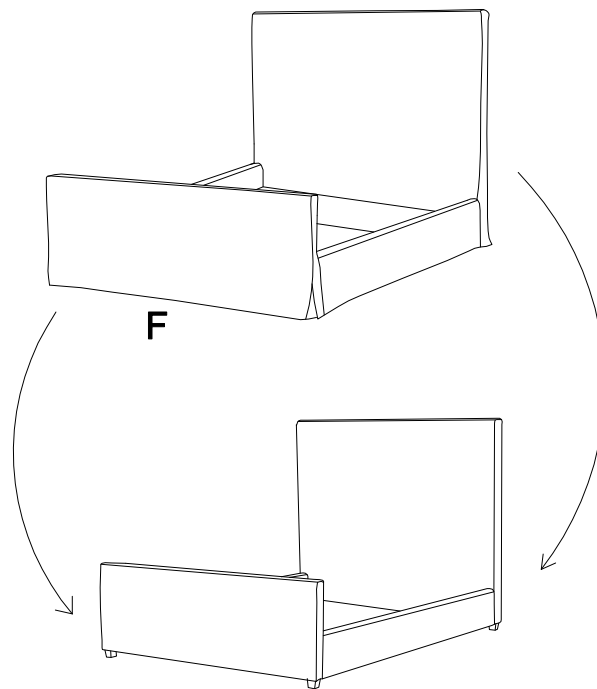
Assembly steps



ASSEMBLY INSTRUCTION

Daphne Slipcover Queen Bed

3



4

