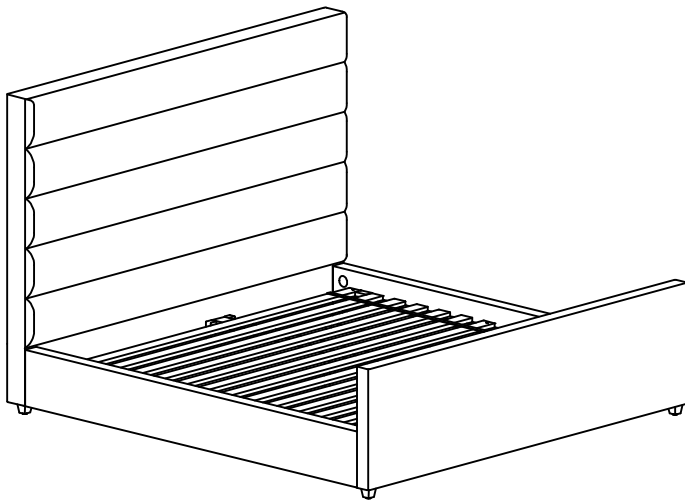






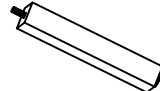


# ASSEMBLY INSTRUCTION

## DAPHNE QUEEN BED



### HARDWARE LIST

A		BOLT Ø8 x100mm	8
B		HEXAGON NUT 8 x13mm	8
C		ACR WASHER 15 x30mm	8
D		WRENCH	1
E		WOOD SCREW Ø4 x25mm	6
F		SIDE COVER	8
G		CENTER LEGS	2

# COMPONENTS

