

# ASSEMBLY INSTRUCTIONS FOR

## Sadira Coffee Table -50"

### PART LIST

NO.	DESCRIPTION	QTY
A	Desktop	1pc
B	Table Leg	4pcs

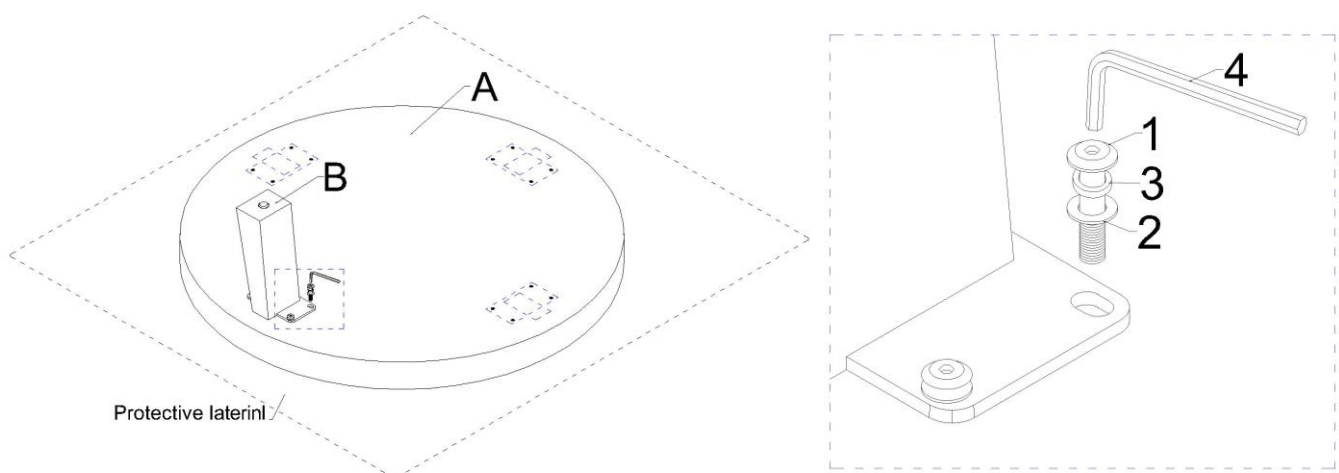
### HARDWARE LIST

NO.	PICTURE	DESCRPTON	SPEC.	QTY
1		Allen Bolt	M8 x 30mm	16pcs
2		Flat Washer	M8 x 18 x 1mm	16pcs
3		Lock Washer	M8 x 13 x 2mm	16pcs
4		Allen Key	5mm	1pc

## Assembly Steps

### Step 1

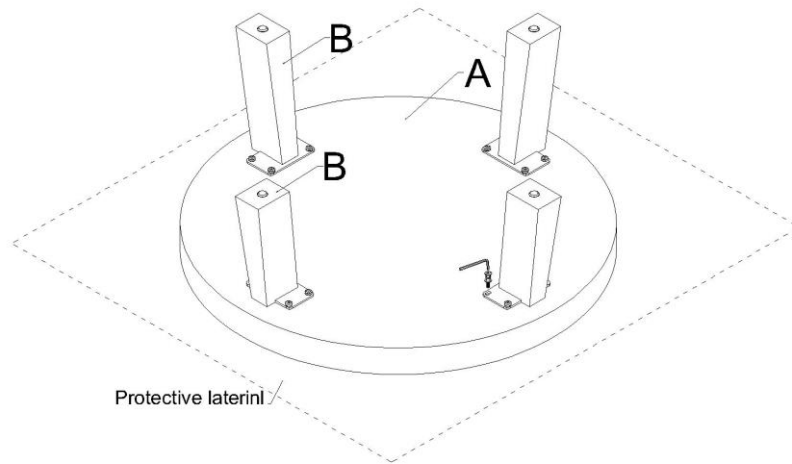
Note: The floor must be covered with protective material so that the table top does not touch the floor directly



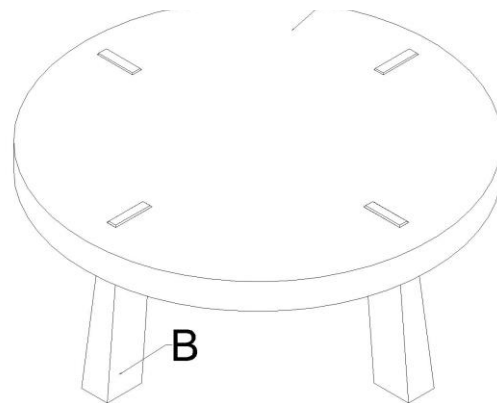
# ASSEMBLY INSTRUCTIONS FOR Sadira Coffee Table -50"

Step 2

Note: The floor must be covered with protective material so that the table top does not touch the floor directly



Step 3



Step 4

