


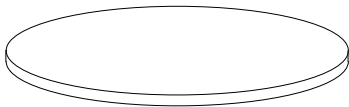
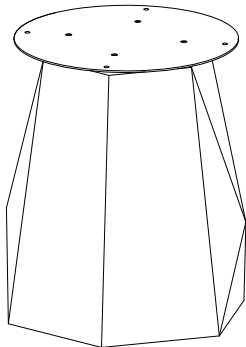


Assembly Instruction For Bowman Dining Table 60" dia x 30"H

Hardware List			
No	Description	Figure	Q'TY
1	Allen Wrech M4		1
2	Hexagon Bolt M6x15		4
3	Washer M6x16		4
Parts List			
A		1	
B		1	

