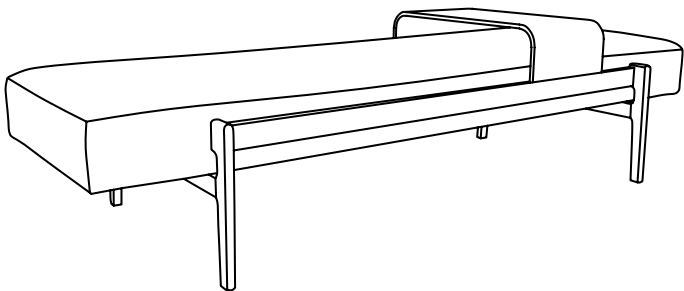
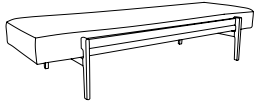
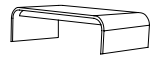



Assembly instruction

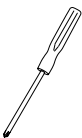


No.	ILLUSTRATION	DIMENTION (mm)	QTY/ PCS
A		N/A	x1
B		N/A	x1

STEP1.



STEP2.



Remove screw
and webbing

