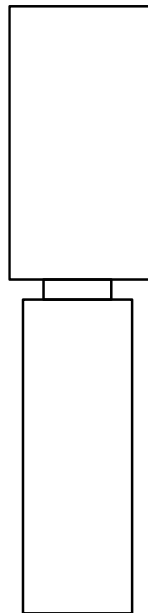





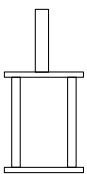

# ASSEMBLY INSTRUCTIONS

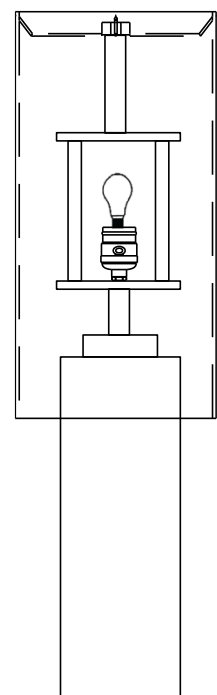
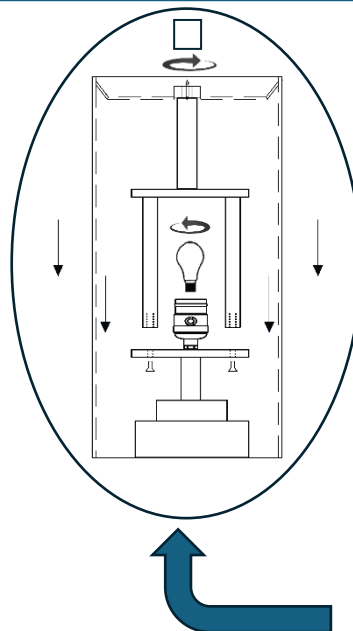
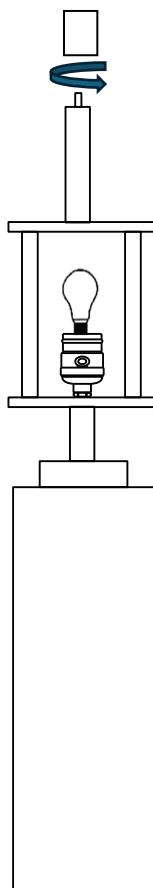
## HONEY FLOOR LAMP

Thank for your purchasing this quality product. Be sure to check all packing material carefully for small parts which may have come loose Inside the carton during shipment.

Identify and count all parts and compare with the parts list below.



HARDWARE ENCLOSED			
A		LAMP BASE	1
B		LAMP SHADE	1
C		LAMP FINIAL	1
D		HARDWARE	1
E		BULB (NOT INCLUDED)	1



**FINISHED**

# **ASSEMBLY INSTRUCTIONS**

## **HONEY FLOOR LAMP**

### **WIRING CONNECTIONS**

No wiring is required, just insert the polarized plug in the outlet & turn on the power when lamp assembly is finished

### **IMPORTANT SAFETY INSTRUCTIONS:**

1. This portable lamp has a polarized plug (one blade is wider than the other) as a feature to reduce the risk of electric shock. This plug will fit in a polarized outlet only one way. If the plug does not fit fully in the outlet, reverse the plug. If it still does not fit, contact a qualified electrician. Never use with an extension cord unless plug can be fully inserted. Do not attempt to defeat this safety features.
2. It is recommended to use 1x100-Watt maximum Type A standard bulb.
3. To avoid the risk of fire do not exceed the recommended wattage.
4. The manufacturer and distributor accept no liability for incorrect installation.
5. For indoor use only.
6. Keep away from children.

### **WARNINGS:**

When unpacking, be careful not to pull wire, as a bad connection may result. Do not connect electricity until your lamp is fully assembled. Do not touch or look directly at the bulb when lamp is illuminated.

### **TO ASSEMBLE:**

1. Stand lamp base on the flat surface
2. Unpack the harp and finial from Harp Box
3. Remove the finial from the harp
4. Insert 1 x 100 watt Type A bulb (not included) into the Socket.
5. Place the harp in the Saddle.
6. Place the Shade into the harp and tighten the Shade with finial
7. Insert the polarized plug in the outlet & turn on the power, to test the lamp

THIS PRODUCT IS NOT A TOY AND HAS NO PLAY VALUE.

### **STRANGULATION HAZARD**

Keep cord at least 3 feet away from cribs, bassinets, and toddler beds.

Keep out of reach of children under 3 years of age.

MADE IN INDIA