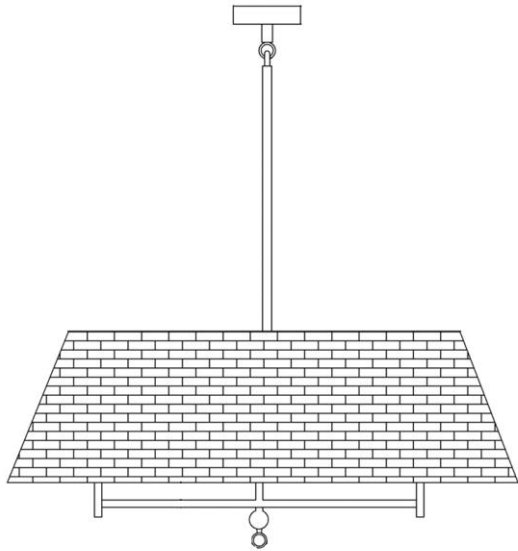

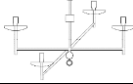








ASSEMBLY INSTRUCTIONS

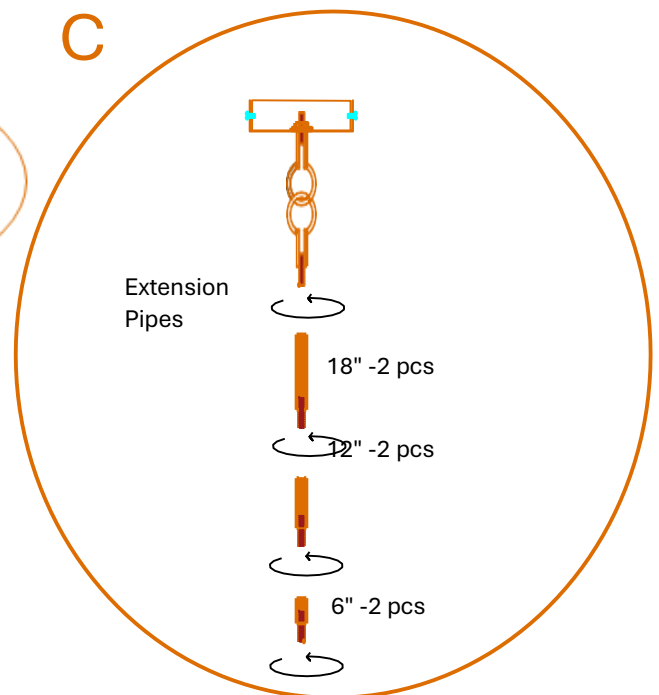
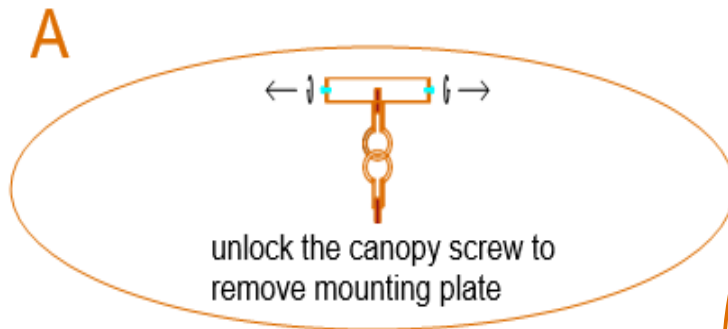
HARWICK CHANDELIER

Thank for your purchasing this quality product. Be sure to check all packing material carefully for small parts which may have come loose Inside the carton during shipment. Identify and count all parts and compare with the parts list below.



| HARDWARE ENCLOSED | | | |
|-------------------|--|------------------------|---|
| A |  | SHADE | 1 |
| B |  | HARDWARE | 1 |
| C |  | CANOPY | 1 |
| D |  | BULB (NOT INCLUDED) | 4 |
| E |  | ALLEN KEY | 1 |
| F |  | PIPE 6" | 2 |
| G |  | PIPE 12" | 2 |
| H |  | PIPE 18" | 2 |

HARWICK CHANDLIER DETAILS

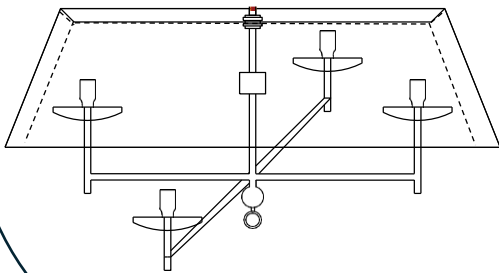


MADE IN INDIA

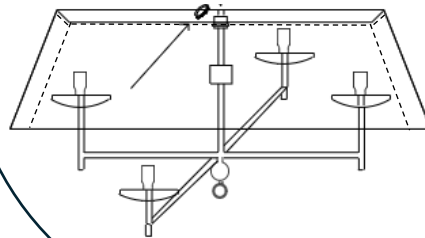
ASSEMBLY INSTRUCTIONS

HARWICK CHANDELIER

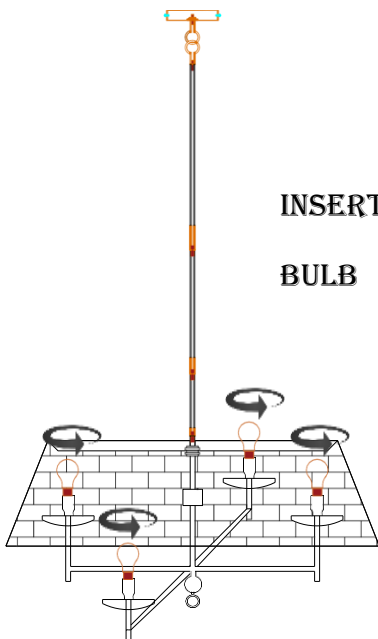
INSERT THE SHADE



**TIGHTEN THE SHADE
WITH SHADE RING**

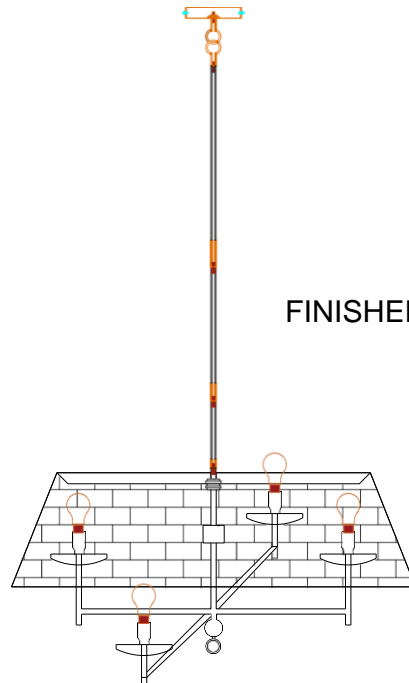


**INSERT THE
BULB**



MADE IN INDIA

FINISHED



ASSEMBLY INSTRUCTIONS

HARWICK CHANDELIER

WIRING CONNECTIONS

1. Shut down the power at the breaker panel.
2. Connect wires:
Ground wire: Connect fixture ground wire (green) to supply ground wire
Neutral wire: Connect fixture neutral wire (white) to supply neutral wire
Hot wire: Connect fixture hot wire (black) to supply hot wire
3. Make sure all connections are tight, then carefully tucked into the junction box

IMPORTANT SAFETY INSTRUCTIONS:

- Use an authorized and certified electrician for consultation and installation. Electrician must be familiar with commercial-type applications of sconces
- It is recommended to use 4 x 25 watt maximum type B standard bulb

WARNINGS:

All wires are connected. When unpacking, be careful not to pull wires, as a bad connection may result. Do not connect electricity until your fixture is fully assembled. Do not touch or look directly at the bulb when fixture is illuminated. Keep flammable materials away from lit bulb.

THIS PRODUCT IS NOT A TOY AND HAS NO PLAY VALUE.

STRANGULATION HAZARD

Keep cord at least 3 feet away from cribs, bassinets, and toddler beds.

Keep out of reach of children under 3 years of age.

MADE IN INDIA