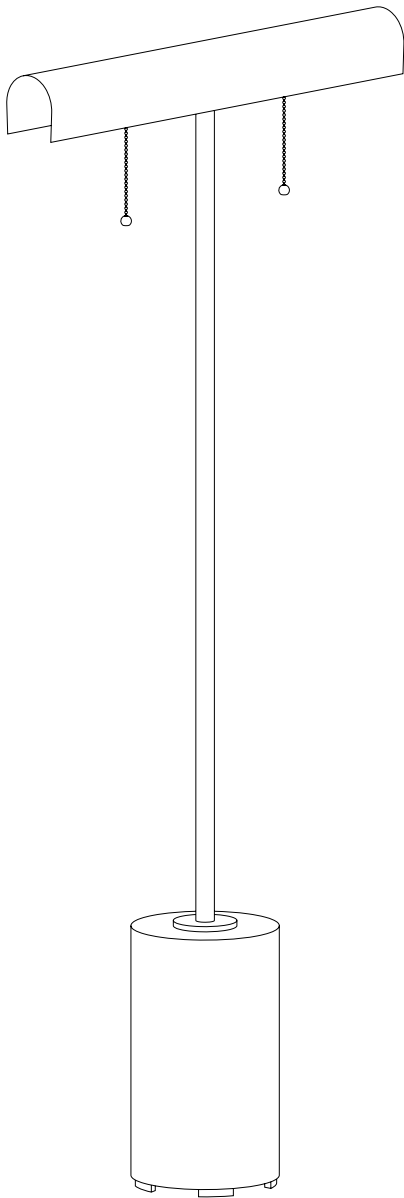
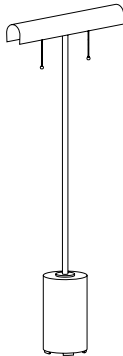



ASSEMBLY INSTRUCTIONS

Luther Floor Lamp

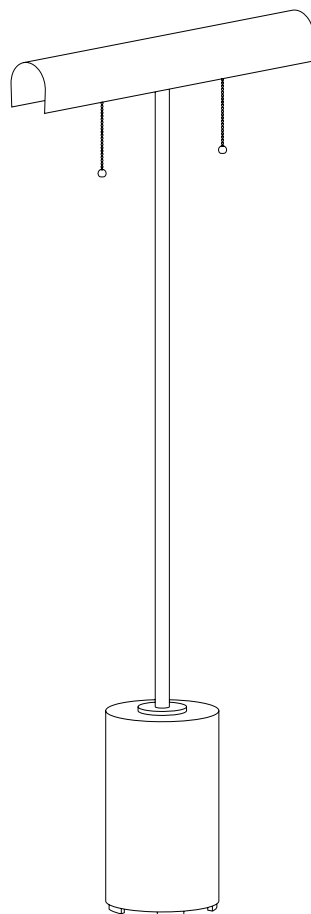
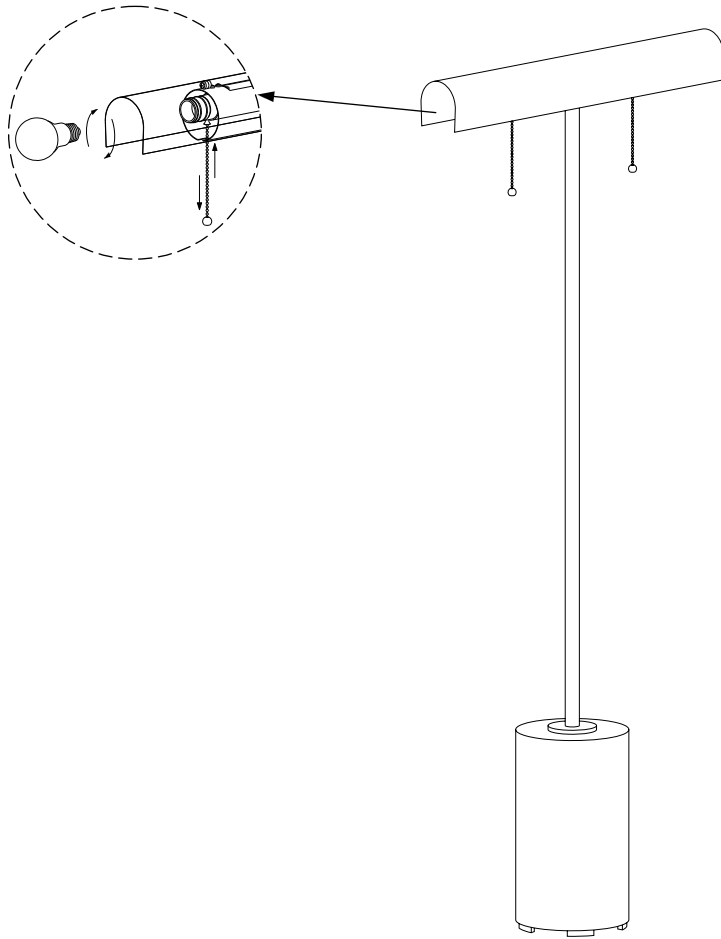
Thank for your purchasing this quality product. Be sure to check all packing material carefully for small parts which may have come loose inside the carton during shipment. Identify and count all parts and compare with the parts list below.



HARDWERE LIST			
A		BODY	01
B		A 19 BULB	02

ASSEMBLY INSTRUCTIONS

Luther Floor Lamp



1397mm

603mm

ASSEMBLY INSTRUCTIONS

Luther Floor Lamp

IMPORTANT SAFETY INSTRUCTIONS:

1. This fixture has been rated for 2 x 60 - Watt maximum Type A standard bulb.
2. To avoid the risk of fire, do not exceed the recommended wattage.
3. The manufacturer and distributor accept no liability for incorrect installation.
4. For indoor use only.

WARNINGS:

1. Turn - off / unplug and allow to cool before replacing bulb (lamp).
2. Do not touch bulb or look directly at lighted lamp.
3. Keep flammable materials away from light bulb.

THIS PRODUCT IS NOT A TOY AND HAS NO PLAY VALUE.

STRANGULATION HAZARD

Keep cord at least 3 feet away from cribs, bassinets, and toddler beds.
Keep out of reach of children under 3 years of age.