











# ASSEMBLY INSTRUCTION FOR IDELLA – EXTENSION DINNING TABLE

A	Extension panel (A)	 x 1
B	Extension panel (B)	 x 1
C	Top	 x 1
D	Brace	 x 1
E	Base	 x 2
F	Bolt	 M8x60 x 6
G	Allen key	 x 1
H	Flat washer	 x 6
I	Spring washer	 x 6
J	Foot glide	 x 4

