


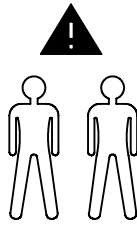





ASSEMBLY INSTRUCTION FOR MODEL: POOLE OUTDOOR END TABLE

COMPONENT LIST

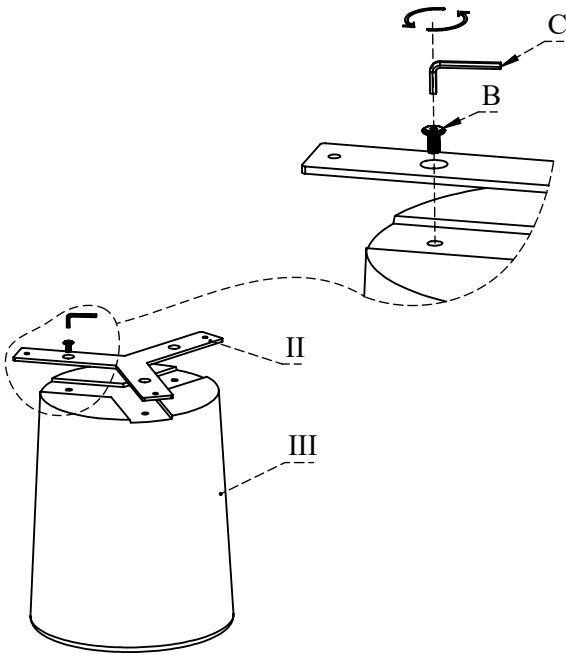
No	Name	Description	Q'ty
I	Table top		01 pc
II	Iron connector		01 pc
III	Base		01 pc



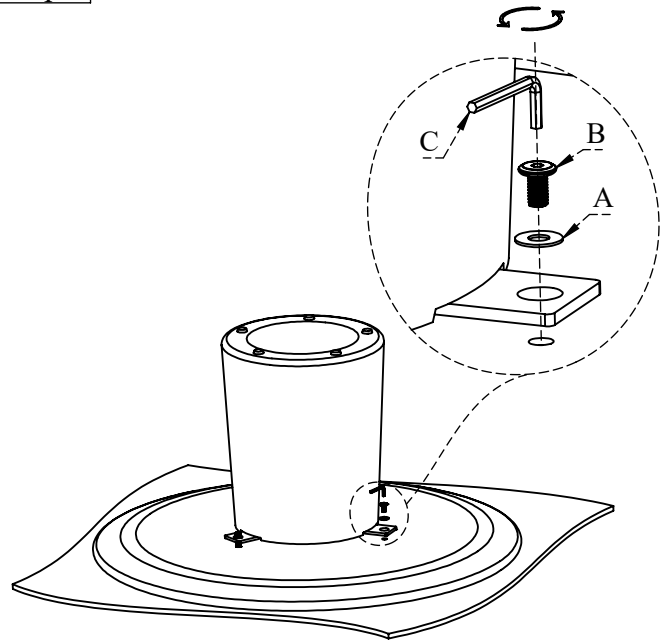
HARDWARE LIST

No	Name	Description	Q'ty
A	Washer $\phi 8 \times \phi 19 \times 1$		03 pcs
B	Bolt M8x15		06 pcs
C	Allen key		01 pc

Step 1



Step 2



Step 3

