
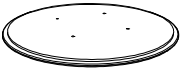






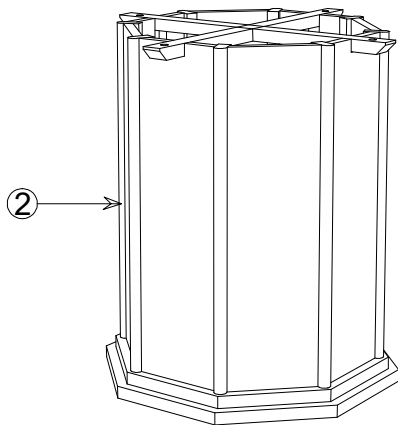
Assembly Instruction

Product description: Pavlo Dining Table

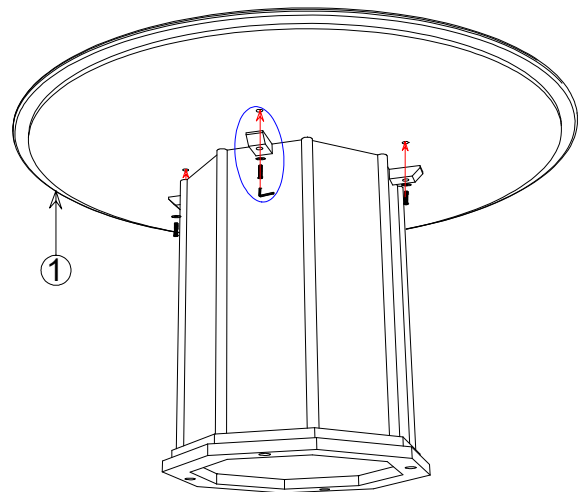
Hardware and Component list:

No.	Hardware/Component List		Quantity	
1		Table Top	1	
2		Base	1	
3		Washer (8x25 mm)	4	
4		Allen bolt (6x35 mm)	4	
5		Allen key (4 mm)	1	

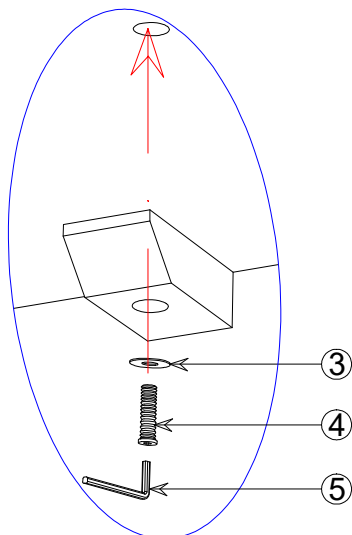
①



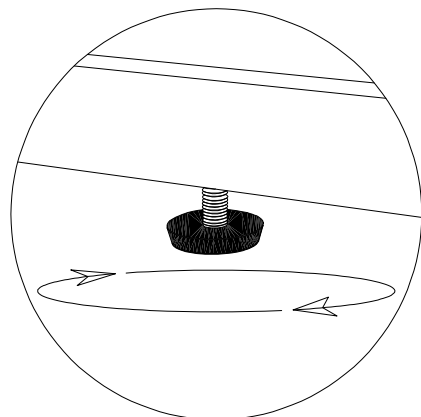
②



③



④



Level Adjustment :
Use levelers to adjust the balance of the item.

CAUTION : Please do not over tighten bolts.