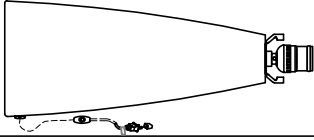






ASSEMBLY INSTRUCTION

CANELA TABLE LAMP

COMPONENT LIST :

Part	Picture	Description	Qty
A		Base	1
B		Harp	1
C		Shade	1
D		Finial	1
E		LED A15 9W, Base E26	1

