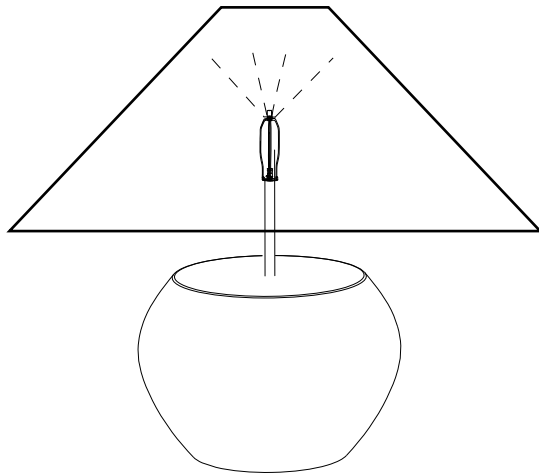









ASSEMBLY INSTRUCTIONS

KIYO TABLE LAMP

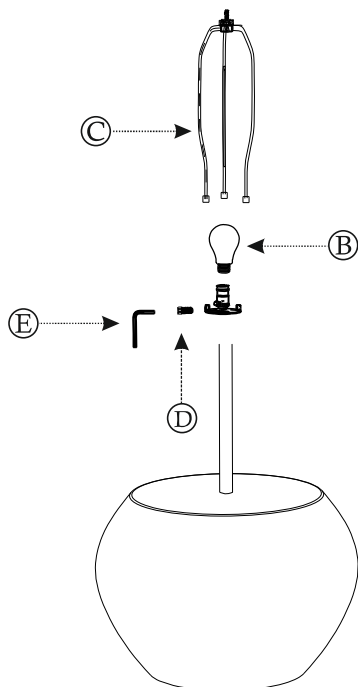
Thank for your purchasing this quality product. Be sure to check all packing material carefully for small parts which may have come loose inside the carton during shipment. Identify and count all parts and compare with the parts list below.



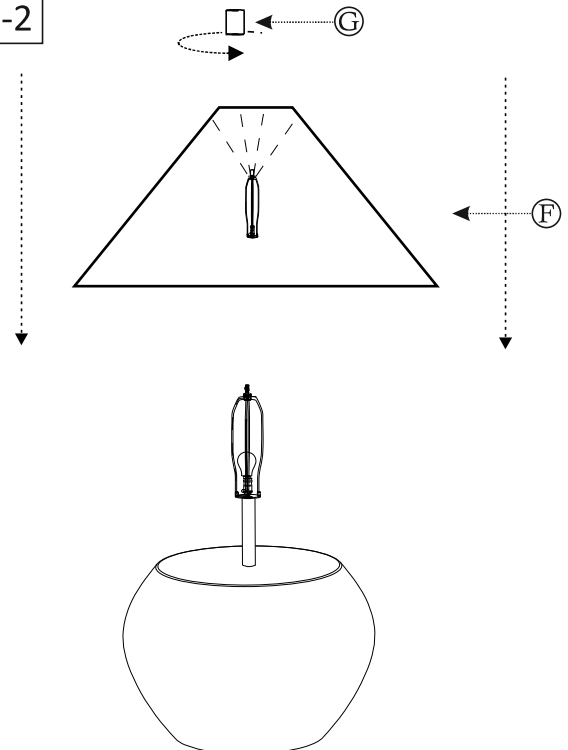
HARDWARE LIST

A		LAMP BASE	1
B		BULB	1
C		HARP	1
D		ALLEN SCREW	4
E		ALLEN KEY	1
F		SHADE	1
G		FINIAL	1

STEP-1



STEP-2



MADE IN INDIA

ASSEMBLY INSTRUCTIONS

KIYO TABLE LAMP

WIRING CONNECTIONS

No wiring is required, just insert the polarized plug in the outlet & turn on the power when lamp assembly is finished

IMPORTANT SAFETY INSTRUCTIONS:

- 1 This portable lamp has a polarized plug (one blade is wider than the other) as a feature to reduce the risk of electric shock. This plug outlet will fit in a polarized only one way. If the plug does not fit fully in the outlet, reverse the plug. If it still does not fit, contact a qualified electrician. Never use with an extension cord unless plug can be fully inserted. Do not attempt to defeat this safety features.
- 2 It is recommended to use 1 x 60 - Watt maximum Type A bulb.
- 3 To avoid the risk of fire, do not exceed the recommended wattage.
- 4 The manufacturer and distributor accept no liability for incorrect installation.
- 5 For indoor use only.

WARNINGS:

When unpacking, be careful not to pull wire, as a bad connection may result. Do not connect electricity until your lamp is fully assembled. Do not touch or look directly at the bulb when lamp is illuminated.

TO ASSEMBLE:

- 1 Stand lamp base on the flat surface
- 2 Remove the finial from center post, above the lamp base by rotating it Anti-clock wise
- 3 Insert 1 x 60 Watt Type A Bulb into the socket
- 4 Place the Shade on base center post. Gently tighten back the finial to affix the shade in place.
- 5 Insert the polarized plug in the outlet & turn on the power, to test the lamp

THIS PRODUCT IS NOT A TOY AND HAS NO PLAY VALUE.

STRANGULATION HAZARD

Keep cord at least 3 feet away from cribs, bassinets, and toddler beds.
Keep out of reach of children under 3 years of age.

MADE IN INDIA