














ASSEMBLY INSTRUCTION

Oasley Slipcover Bed

Components

NO.	PICTURE	DESCRIPTION	QTY.
A		Headboard	1
B		Footboard	1
C		Side rail	2
D		Middle rail	1
E		Middle foot	2
F		Slats set	1
G		Slipcover	1

Hardware

NO.	PICTURE	DESCRIPTION	SPEC.	QTY.
1		Stud Bolt	M8X100mm	8
2		Nut	M8X13X13mm	8
3		Lock Washer	M8X13X2mm	8
4		Special Washer	M8X15X40mm	8
5		Wrench	M8X25X100mm	1
6		Cap	Ø60mm	8

Assembly steps

