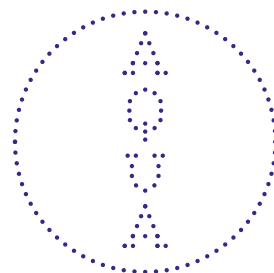


## Hanging & Bulb Changing Instructions



---

Contrare  
Designed by Aqua Creations



Aqua Creations  
Lighting & Furniture Atelier

# Aqua Creations Lighting & Furniture Atelier

## Contrare

### Silk Care Instructions

For optimal maintenance vacuum the silk frequently (make sure the vacuum cleaner is at low suction and use a clean attachment) and avoid direct sunlight or smoke. To remove stains use upholstery foam cleaner (as these vary from country to country, testing the product on a hidden spot first is recommended). In case of heavier dirt use a moist sponge and make sure to move it along the crushed line of the silk.

Please do not clean coated lamps with water.

Note that any good quality silk fibers weaken when exposed to sun and natural dyes may fade. Hence, avoid direct sunlight on the silk lights.

---

#### 220-240 V Model

CFL Screw-in 2 x 15W bulbs

Optional:

CFL Screw-in dimmable [Type A] 2 x 23W bulbs

CE Certified

#### 120 V Model

CFL Screw-in dimmable [Type A] 2 x 23W bulbs

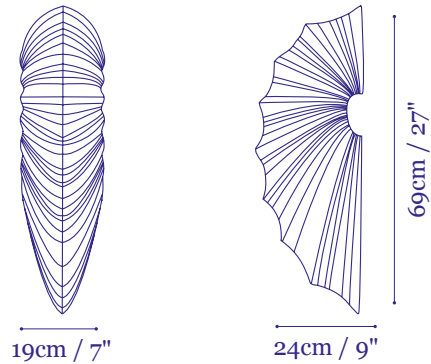
UL Listed

#### Package

Volume: 82 x 32 x 32cm, 32 x 13 x 13"

Weight: 4.5kg / 10lb

---



Aqua Creations  
Lighting & Furniture Atelier

Bulb Changing Instructions Contrare Wall Fixture

Important: the lamp assembly and electrical work should be carried out by a qualified electrician. The Lamp shade's cover should be taken off only after the installation.

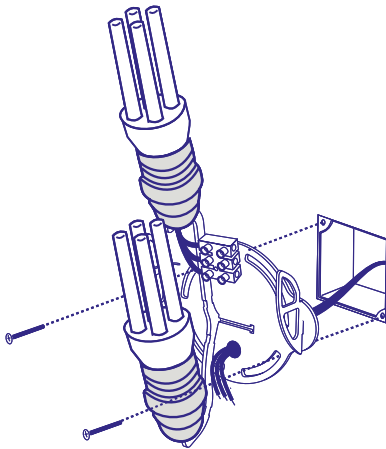
parts included:

( U.S.A )  X2

 X2

 X2

USA Option



European Option

