
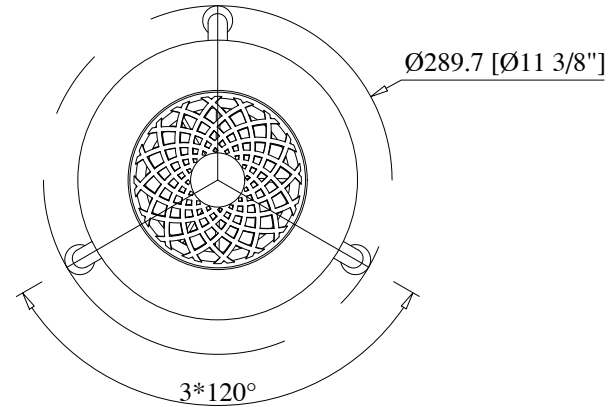
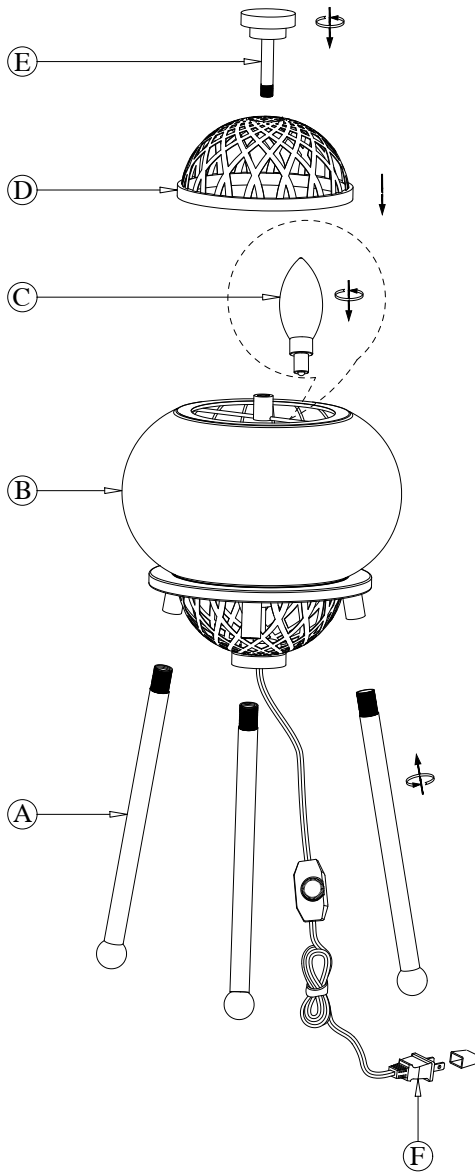


DIAGRAM OF INSTALLATION STRUCTURE

SKU No. :CE1009198

Product Size: Ø11.4"*H19.2"

Light Source: B10 E12 LED Bulb



(A) Tube (3×)

(B) Lamp Fixture Body

(C) B10 E12 LED Bulb
(By others)

(D) Top Bamboo Lampshade

(E) Hand Stud

(F) UL Plug

Installation instruction

1. Unpack the package and take out the fixture/accessories.
2. Assemble the tubes(A) in turns onto the lamp fixture body(B).
3. Screw B10 E12 LED bulb(C) into the the lamp-holder of lamp fixture body(B).
4. Install the top bamboo lampshade(D) onto the top of lamp fixture body(B), then tighten it with the hand stud(E).
5. Insert the UL plug(F) into power socket, then turn on the power.