

COMPONENTS, MATERIALS & FINISHES

Containers, shelves and doors are made in different widths of MDF fibre boards, with a gloss lacquer and 1cm-thick glass top or a natural ash finish, open-pore painted and matching top.

High gloss lacquer version

The containers, shelves, doors and legs are high gloss lacquered in different colors with a two-component polyurethane; available in Yellow (RAL 1014), Red (RAL 3009), Green (RAL 6020), Blue (RAL 5024), Brown (RAL 8017) or Black (RAL 9005). Special colors according to RAL chart, check price in price list. The backs, shelves and interiors in matt lacquered.

Recycled or optical transparent glass top with a width of 10mm. The underside of the glass top is painted in the same colour as the cabinet to match.

Ash version

Containers, top, shelves and doors veneered in dyed ash. Legs in solid turned alder-wood. Ash colours: FT10 Black, FT25 Egg yolk (RAL1014), FT27 Berry red (RAL3009), FT29 Hazy blue (RAL5024) and FT26 Olive green (RAL6020). Interiors veneered in ash-dyed matte.

Optional marble top

20 mm marble top, limited to the product envelopes in Green, White and Black.

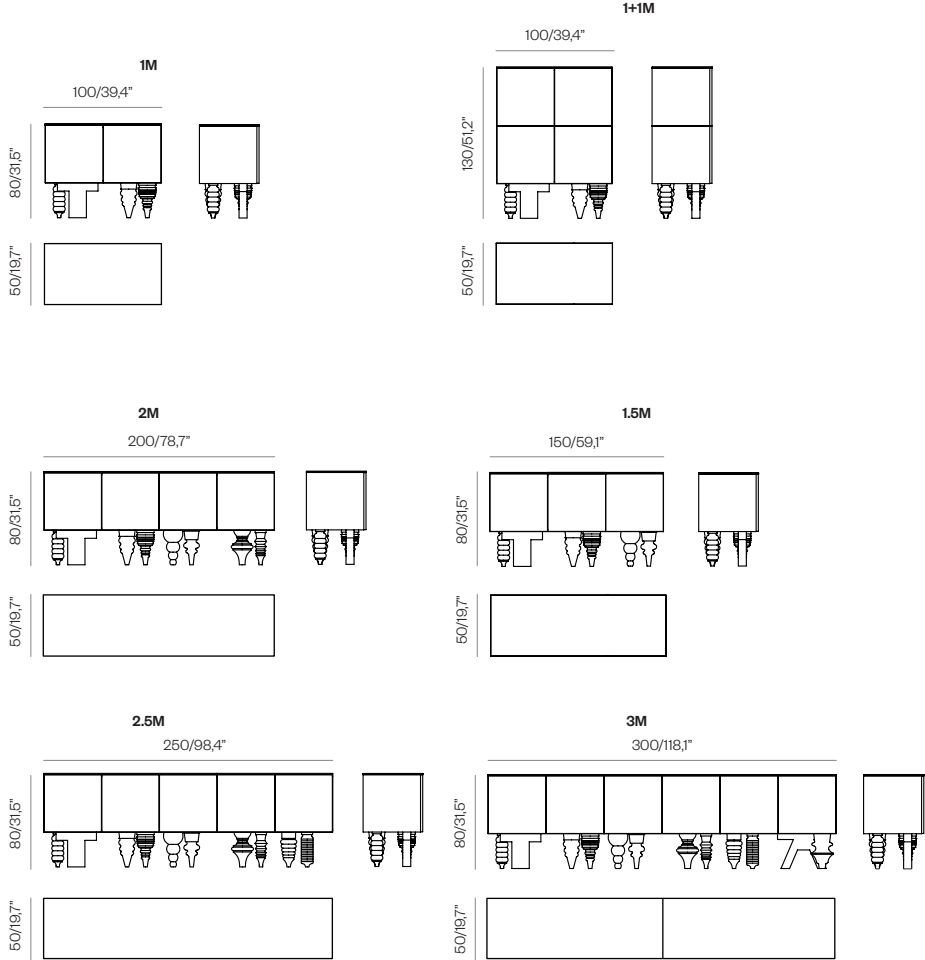
The solid alder (wooden) shaped legs incorporate a metal screwing M8 mechanism for assembly, and a regulating screw (for the ground) with a M5 threaded stud. The client can choose between 12 distinct models to create his/her own combination. The legs have been treated for xylophage (a wood-eating insect).

Steel hinges finished in white zinc, installed with an opening spring.

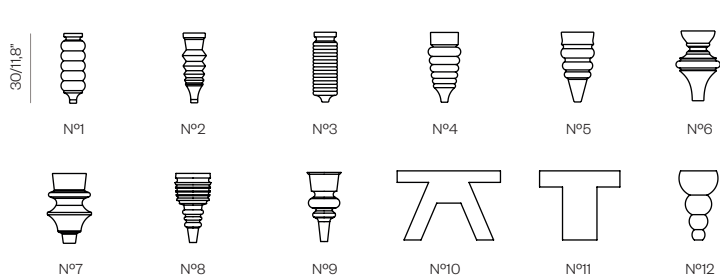
An automatic pulse opening system for doors.

Connecting system containers are attached using a mechanised joining system.

MODELS



LEGS



BD BARCELONA

RAMÓN TURRÓ 126, 08005 BARCELONA (SPAIN)
(+34) 934 686 909
BD@BDBARCELONA.COM
BDBARCELONA.COM

DIMENSIONS AND WEIGHTS

The modules can be grouped in such a way that we can obtain a piece of furniture from 1m to 3m in length.

The interior of each module can be combined by making vertical divisions, horizontal shelves, adding interior drawers (double or individual) or even a bottle rack. (detailed in the accessories section).

All vertically dual modules (1+1) must be fixed to the wall.

ACCESSORIES

Partial extraction drawers (maximun load for each drawer is 20Kg - 44 lbs). The drawers are in the same finish as the whole cabinet.

Handle(s) and bottle holder(s) are made of steel and painted in the same colour of the cabinet.

A Mirror with a width 0,3cm is always installed inside the cabinet at the back of the bottle holding drawer.

LIMITATIONS

There are a minimun number of legs so that each module functions correctly:

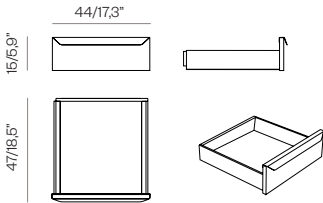
- 1 module / 1 stacked module: 4 legs
- 2 modules / 2 stacked modules: 8 legs
- 3 modules / 3 stacked modules: 12 legs

Once the cabinet has been installed, regulate the legs using a special key provided by BD, to ensure that the cabinet is properly stabilised.

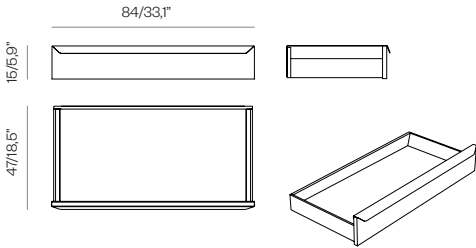
It is recommended not to drag the cabinet along the floor once assembled.

Consult assembly instructions for other requirements.

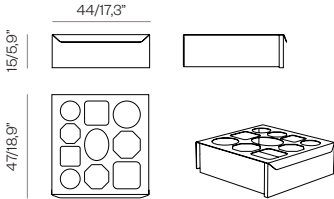
KIT 1



KIT 2



KIT 3

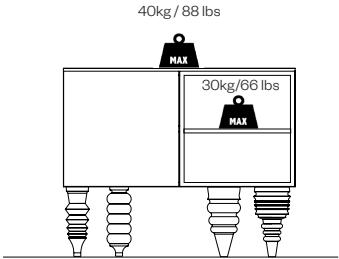


LOADS OF WEIGHT

- Maximum recommended weight to load on each 1m module is: 40Kg/88lbs. distributed weight.
- Maximum recommended weight to load on each shelf is: 30kg/66lbs. distributed weight.

PACKAGING

All modules are dismantled and delivered in parts. Containers are prepared and delivered on pallets, legs in a box, and the glass top in a reinforced wooden case. All accessories are installed within each corresponding module (and delivered as above).



CLEANING AND MAINTENANCE

Clean with a damp cloth or a mild soap, recommended to use a green baize.
Do not use cleaning products with alcohols and solvents or their derivatives.