

Your Daily Wellness Companion



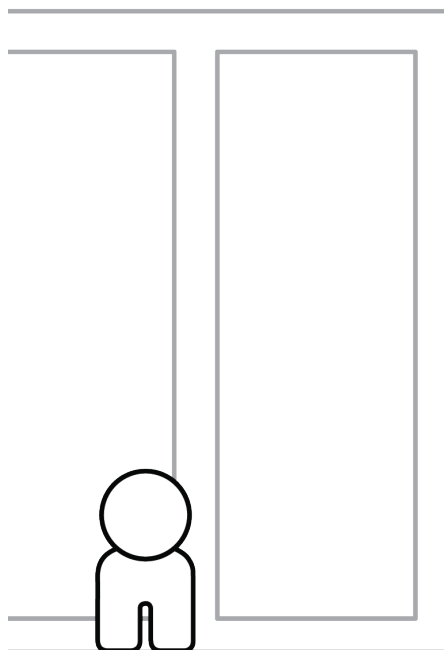


Should you have any questions or if an issue arises with your Buddy, please contact our customer support team. We're just an email away if you need us. Thank you for being part of the Buddy community; we hope you enjoy your new daily wellness companion!

Buddy Design Inc.
Designed in New York

Instruction Manual

Rechargeable Table Lamp



Buddy
Your Daily Wellness Companion

Instruction Manual

Welcome to the Buddy family! Your Buddy is more than just a lamp—it's your daily wellness companion, thoughtfully designed to brighten your space, calm your mind, and enhance every moment. Thank you for choosing Buddy to be part of your home and your wellness journey. We hope you love it as much as we loved designing it for you!

Packaging Contents

- Buddy rechargeable table lamp
- Winding Key
- USB-C cable for charging
- USB-C power adapter

Key Features

- Cordless operation, rechargeable via USB-C
- 8 soothing light color options
- 3 brightness levels for personalized comfort
- Playful and empathetic design
- Operational while charging – no downtime necessary
- Enjoy up to 10 hours of ambient lighting on a single charge
- Full re-charge in 6 hours

Safety Precautions

- Protect your Buddy from the elements by avoiding exposure to extreme temperatures, moisture, and direct sunlight.
- Ensure a safe environment for your Buddy by storing it clear of flammable materials and liquids.
- Handle your Buddy with care, avoid dropping or subjecting them to excessive force.
- In need of repairs? Please refrain from disassembling your Buddy. Our customer support team is on standby to help you.
- For their safety, please keep your Buddy out of reach of young children and pets.

Maintenance & Care

- Gently dust your Buddy with a soft, dry cloth to keep it looking its best. Ensure the power supply is turned off before cleaning.
- Avoid using harsh cleaners or solvents to preserve Buddy's finish. For tougher spots, a slightly damp cloth works well.
- If Buddy will be stored for a while, charge it fully and keep it in a cool, dry place until it's ready to light up your space again.

Troubleshooting & Warranty

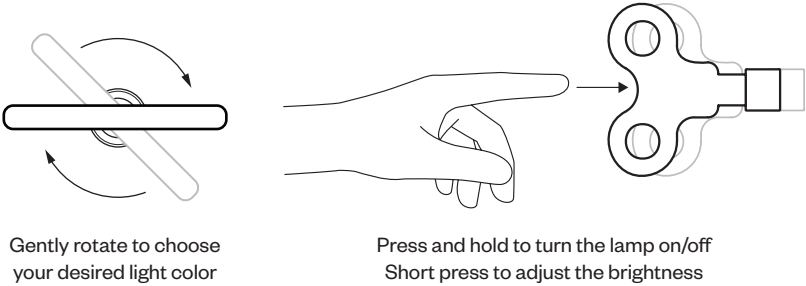
- If Buddy doesn't turn on, check if it's fully charged. If not, connect it to the charger.
- If the light flickers or dims, it's time to recharge. If the issue continues after recharging, reach out to our support team.
- Buddy comes with a 30-day warranty covering manufacturing defects. This doesn't include damage caused by misuse, mishandling, or regular wear and tear

Disclaimer

- For your safety and the longevity of your Buddy, please adhere to the safety guidelines and operational instructions provided in this manual. We cannot be held responsible for any damage or injury that occurs from incorrect usage or handling of your lamp.

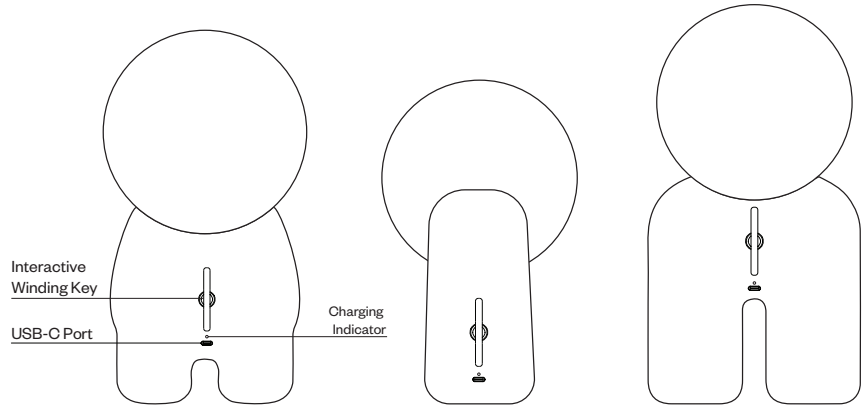
Operating Instructions

- Press and hold the center of the winding key for 3 seconds to turn your Buddy on or off.
- Rotate the key to browse through eight calming light colors and choose one that fits your mood.
- Tap the key briefly to adjust the brightness, cycling through three levels to find the perfect glow.



Charging Instructions

- Plug the USB-C charging cable into the port on the back of your Buddy.
- Connect the other end to the included power adapter and plug it into a power outlet.
- While charging, the indicator light on the back will glow red. When fully charged, the red light will turn off.
- Buddy can be used while charging, though it may take longer to fully charge.
- For the best experience, charge your Buddy fully (6 hours) before using it for the first time.



Technical Information

- Your Buddy features a set of LED lights engineered to produce a distinctive gradient effect, exclusive to our lamps. It is powered by a high-capacity, rechargeable 2000 mAh lithium-ion battery, ensuring portability and convenience without the need for cords. Our batteries are UL certified, affirming their safety for use. The lamp's power requirements are efficiently met with a 0.5A input, and it is equipped with a USB Type-C interface for charging.