



MATERIALS

Laminated MDF top: repels dings and spills in style, with rounded corners and a built-in cable notch.

Articulated steel legs: coated 3mm steel with 2-column lift for adjustment at any height.

Tapered feet: tapered and adjustable, our steel desk feet ensure stability on any surface.

RETURN POLICY

Like-new Branch products in their original packaging can be returned for a refund within 30 days of purchase.

WARRANTY

10-year warranty for tabletop and frame components. View our policy at branchfurniture.com/pages/returns-and-warranty.

CLEANING AND CARE

Top: use a soft cloth soaked in warm, soapy water and follow with a streak-free glass cleaner.

Frame: wipe off dust with a soft cloth, and use a mild soap with water to remove stains and debris.

Duo Standing Desk


OVERVIEW

Meet Duo, a standing desk designed for a new world of work in both size and function. Its dual motors make the transition between sitting and standing so seamless you'll be hard-pressed to find a reason not to move.


With its unique frameless design and compact size, Duo punches above its weight to offer proven ergonomics, advanced sit-stand features, and a suite of optional add-ons that allow you to do your best work with minimal effort.

TOP COLORS


Woodgrain



Walnut




White




#FFFFFF

Charcoal



#3E474B

Sage



#A1AC9D

BASE COLORS

White



#FFFFFF

Charcoal

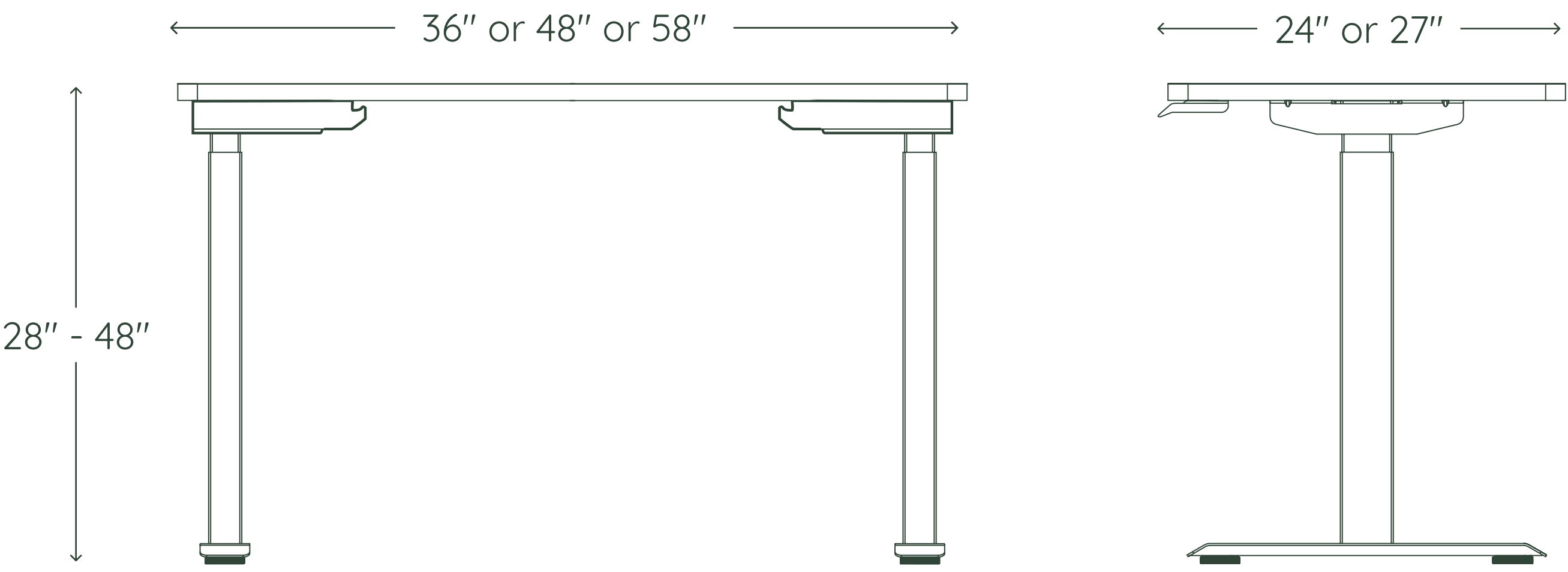


#3E474B

Sage



#A1AC9D



SPECIFICATIONS

36x24: 36"W x 24"D x 28"-47.8"H

48x24: 48"W x 24"D x 28"-47.8"H

58x27: 58"W x 27"D x 28"-47.8"H

Max capacity: 275 lbs

Assembled weight: 115-122 lbs

Lift range: 19.8" (28"-47.8")

Memory: 2 presets

Operating speed: 1.3in/s

Operating noise: <50dB

OPTIONAL ADD ONS



Desk Drawer

Turn your desk into a clutter-free oasis.



Cable Organizer

Keep wires tidy; available with or without power.



Clamp-On Power

Includes 3 outlets, 1 USB-B port, and 1 USB-C port.