

The Standard COLLECTION

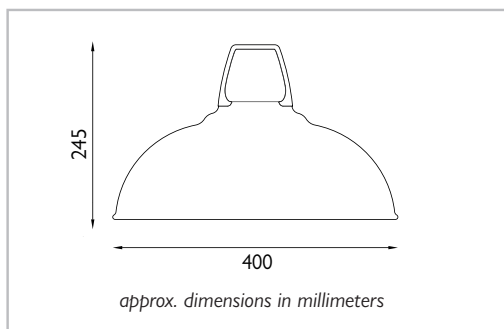
Region: UK - Revision number: 2.0



COOLICON THE STANDARD - LARGE

IMPORTANT:

- For indoor use only - IP40 Enclosure
- Shade must be secured between lamp holder and shade ring(s)
- Not intended for use in Bathroom or installation in Wiring zones 0, 1 or 2
- All power to the circuit must be switched off at supply source before installation
- Installation to be carried out by a competent professional in accordance with current building regulations
- Electric cord and connection terminals must be relieved from strain with suitable cord grip and strain relief product
- Ensure luminaire electric cord is minimum 0.75mm² CSA and double insulated
- Always consider the total weight load when installing and suspending your Coolicon® shade
- Maintain safe distance between luminaire and surfaces



GENERAL INFORMATION:

FINISH:

Vitreous enamel

MATERIALS:

Gallery & Reflector: Steel

MOUNTING: Suspension type

Non conductive lamp holder fittings, eg. *Plastic*:

Cable 2x0,75mm²

Conductive lamp holder fittings, eg. *Metal*:

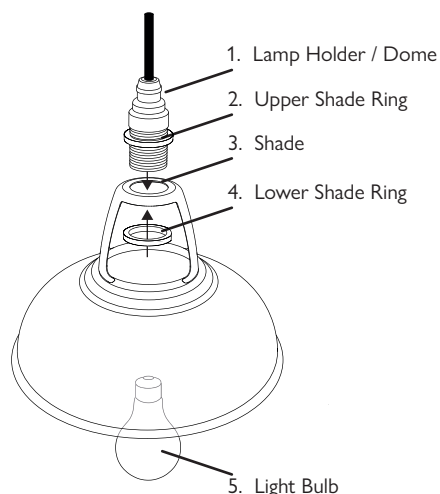
Cable 3x0,75mm²

CARE:

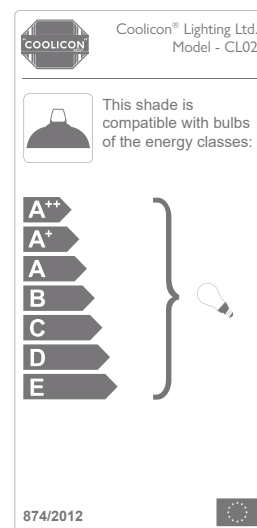
Dust with a dry, soft cloth. Remove greasy or difficult marks with a soft cloth dampened in lukewarm water (<50° C) with a mild detergent.

Never use detergents containing abrasives or solvents.

FITTING ORDER:



Cable, lamp holder, shade rings and bulb not supplied as standard.



MODEL NUMBER	LIGHT SOURCE	LAMP HOLDER	SHADE WEIGHT	ORIGIN
CL02	All Standard Lightbulbs MAX. GLS. 40W	B22 or E14	Aprox. 1.5kg weight may vary due to handmade nature of product	Handmade In England

WWW.COOLICONLIGHTING.COM HELLO@COOLICONLIGHTING.COM

