

LED CHANDELIER

LCH128A21
09/19

QUESTIONS OR CONCERNS CONTACT AT:

1-800-265-1833 (English) / 1-800-567-2513 (French)
Monday through Friday 8:00 AM to 5:00 PM E.S.T.



INSTRUCTIONS PERTAINING TO RISK OF FIRE OR INJURY TO PERSONS
READ ALL INSTRUCTIONS

**IMPORTANT SAFETY
INSTRUCTIONS**
SAVE THESE INSTRUCTIONS

TOOLS AND MATERIALS REQUIRED:



Phillips
Screwdriver



Wire Cutters



Pliers



Wrench

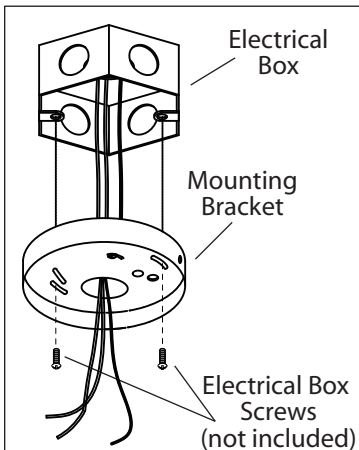
Wiring supplies
as required by
local electrical
code

SAFETY PRECAUTIONS:

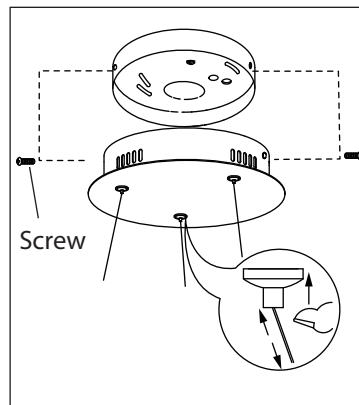
1. **TURN OFF ELECTRICAL POWER BEFORE STARTING INSTALLATION OF LIGHT FIXTURE.**
2. **THIS PRODUCT MUST BE INSTALLED IN ACCORDANCE WITH THE APPLICABLE INSTALLATION CODE BY A PERSON FAMILIAR WITH THE CONSTRUCTION AND OPERATION OF THE PRODUCT AND THE HAZARDS INVOLVED.**
3. **CONNECT THE GROUND WIRES (BARE COPPER OR GREEN) FROM YOUR FIXTURE TO THE GROUND WIRE (BARE COPPER OR GREEN) OR GROUND SCREW IN THE ELECTRICAL BOX.**
4. **TO CLEAN THE FIXTURE, TURN OFF THE POWER, WAIT FOR IT TO COOL, AND WIPE THE FIXTURE WITH A CLEAN, SOFT CLOTH.**

NOTE: Product may not look exactly as shown in figures.

INSTALLATION:



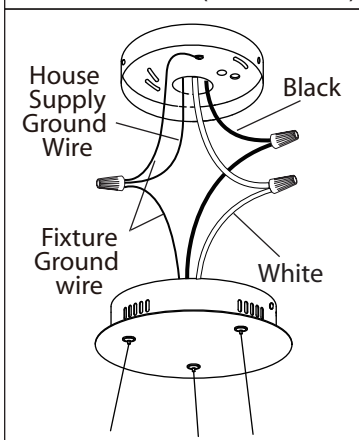
1. Feed power cords from the electrical box through the centre hole of the mounting bracket. Mount the mounting bracket to electrical box using electrical box screws (not included).



3. Attach fixture to mounting bracket by tightening the 2 screws.

4. Adjust the height of the fixture by pushing the button.

2. Connect the ground wires (bare copper or green) from your fixture to the ground wire (bare copper or green) or ground screw in the electrical box. Connect the black wire from the fixture to the black wire in the electrical box and connect the white wire from the fixture to the white wire in the electrical box.
IMPORTANT: Once connections of wires are completed, carefully tuck wires and wire nuts into the electrical box making sure no bare wire is visible at the wire nuts.



dimnable

This LED light is suitable to be dimmed by
LEVITON# 742-6672-HLW, 722-6674-PDW MAX 150 W, Lutron # SCL-153PH-WH MAX 150 W.
The MAX rated wattage of this model is 21 W