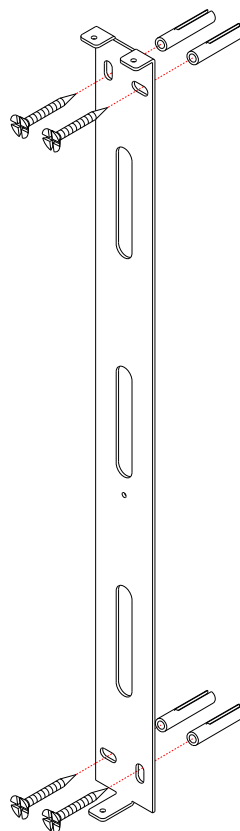
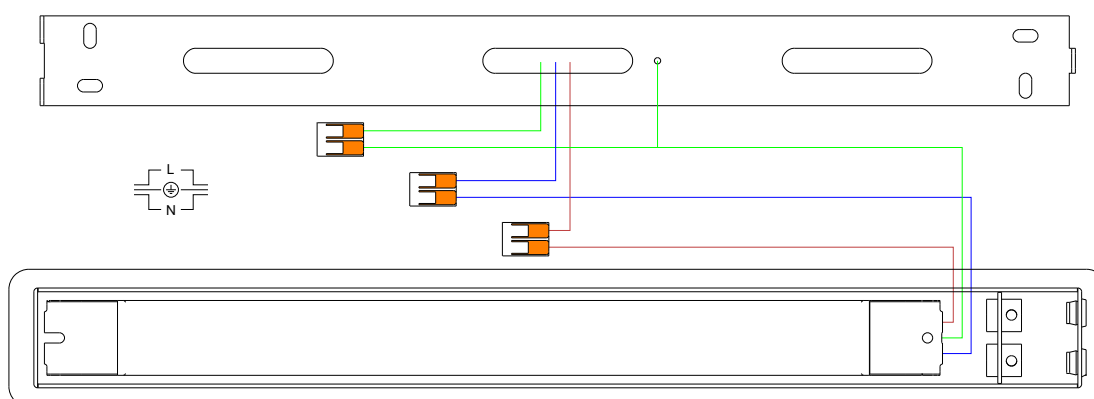


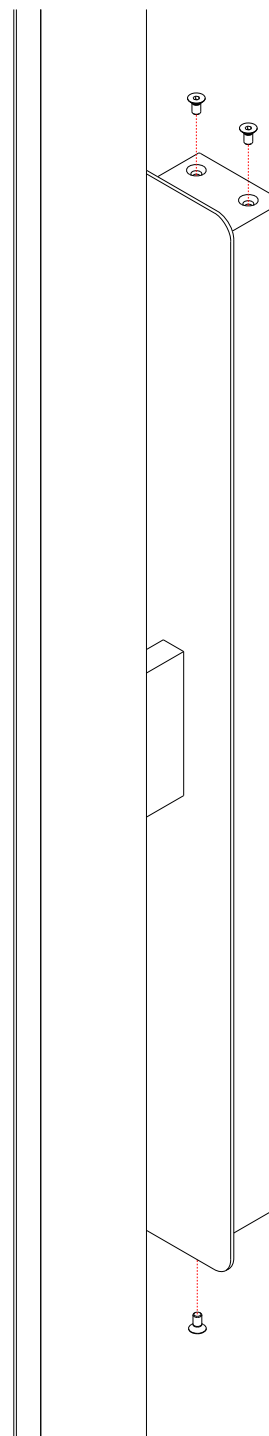
- ① Fissare la staffa a parete. (utilizzare tasselli appropriati in base al tipo di muro)  
*Fix the bracket on the wall. (use appropriate anchors depending on the type of wall)*



- ② Eseguire il cablaggio come illustrato nello schema.  
*Carry out the wirings as shown in the diagram.*

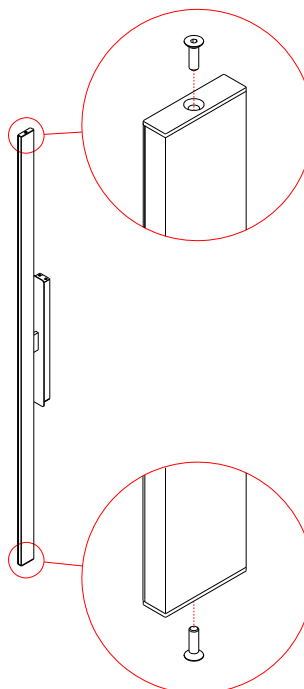


- ③ Fissare la lampada alla staffa utilizzando le viti fornite.  
*Secure the lamp to the bracket using the screws provided.*



# MONTAGGIO VELA\* VELA INSTALLING\*

- ④ Rimuovere le viti illustrate nello schema affianco.  
*Remove the screws shown in the diagram alongside.*



- ⑤ Applicare il componente VELA sulla lampada fissandolo seguendo lo schema affianco. Maneggiare il componente VELA delicatamente.  
*Place the VELA component on the lamp fixing it following the diagram alongside. Handle the VELA component gently.*

