

ISTRUZIONI DI MONTAGGIO E UTILIZZO DELLA LAMPADA - ASSEMBLY INSTRUCTION

1/1

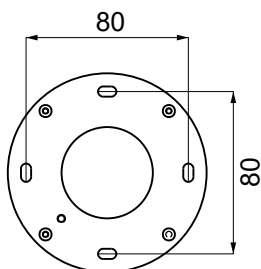
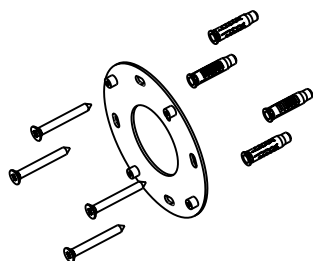
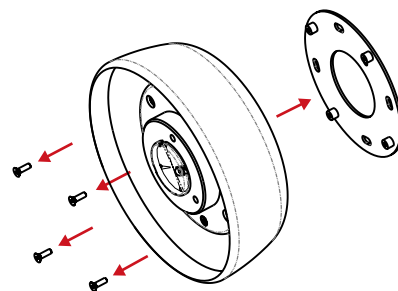
AND HOW TO USE YOUR LAMP - تعليمات لتجميع واستخدام المصباح

TUTTE LE OPERAZIONI DEVONO ESSERE EFFETTUATE DA PERSONALE QUALIFICATO - ALL OPERATIONS MUST BE CARRIED OUT BY QUALIFIED PERSON

يجب أن يتم تنفيذ جميع العمليات من قبل موظفين مؤهلين

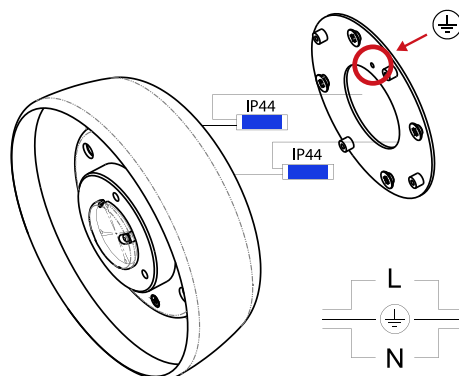
- ① Svitare le quattro viti per togliere la staffa dalla struttura
Unscrew the four screws to remove the bracket from the structure

قم بفك البراغي الأربعة لإزالتها
قوس من الهيكل



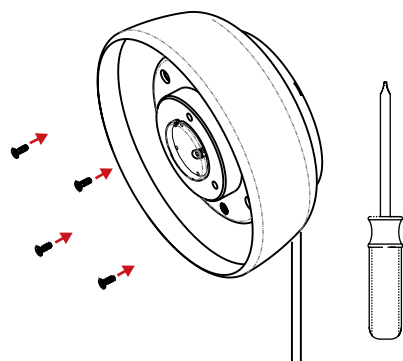
- ② Fissare la staffa
Secure the bracket

نعلق قوس



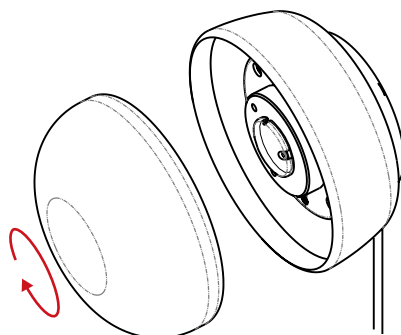
- ③ Collegare i cavi
Connecting cables

قم بتوصيل الكابلات



- ④ Fissare il corpo della lampada
Fixing the lamp body

تأمين جسم المصباح



- ⑤ Avvitare il diffusore
Screw the diffuser

المسما على الناشر



KIKI AP