

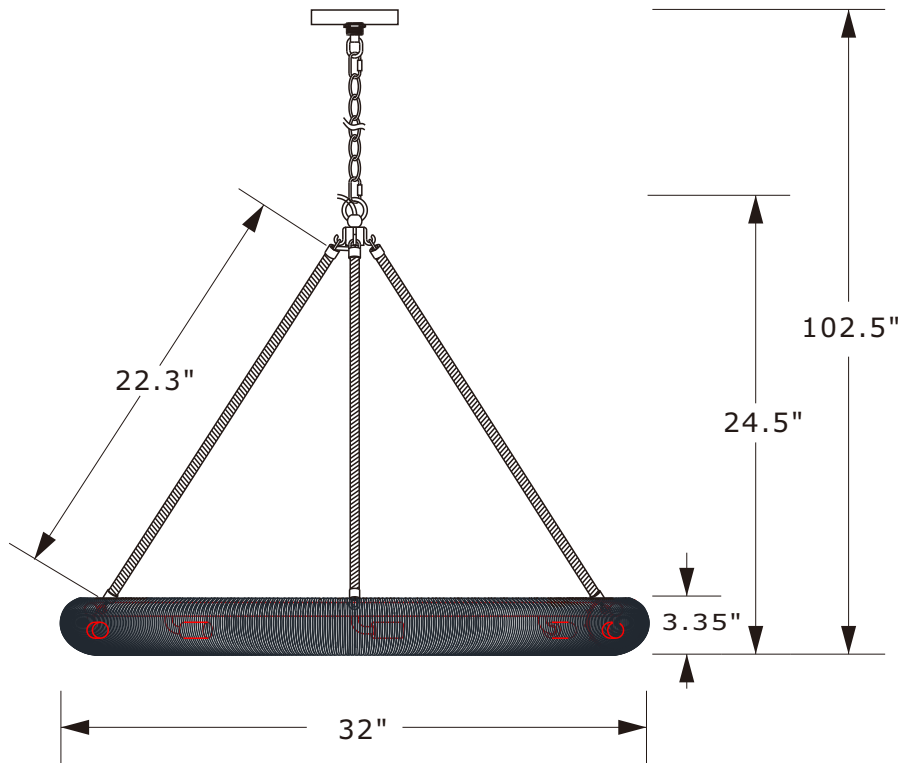
CRYSTORAMA

LIGHTING THE WAY FOR SIXTY YEARS



Crystorama.com

ASSEMBLY INSTRUCTION MODEL # OAK-7538-SG



All electrical components must be installed by a licensed electrician in accordance with the National Electric Code and the appropriate local electrical codes.



Included LED Panel, 30 Watts
CCT Driver with temperature options for 2700K and 3000K
USE LED BULBS FOR EXTENDED USE
THIS FIXTURE IS DAMP RATED

How to install

For Hanging:

1. Using a screw driver, remove the three screws on the top of tubing ring inside the frame.
2. Take the tubing ring out and install the LED G9 bulbs (included) then tighten with the previously removed screws.
3. Loosen the hook and loop on both ends of the long hang rod to feed the wire through it and long rod. Screw the hook and loop back onto the hang rod when the wires are fully passed through it.
4. Hook one end of the rod onto the loop inside the frame and the other end onto the hook kit.

For Ceiling:

1. Repeat step: # 1-2 above.
2. Remove the fixture loop from hook it. Tighten the hook kit onto the canopy (with small hole) with hex nut.
3. Remove the hook and loop from ends of long rod and set them aside with the short rod.
4. Feed the wire through the hook and short rod and loop, in that order and tighten them together when the wire is fully passed through them.
5. Hook one end of the short rod onto the loop inside the frame and the other end onto the canopy w/hook kit.






WARNING: This product can expose you to Lead, which is known to the State of California to cause cancer and/or birth defects or reproductive harm. For more information go to www.P65Warnings.ca.gov.



PART NUMBER MODEL # OAK-7538-SG



Part Number

- A. (1) - Mounting Hardware1
- B. (1) - CanopyA(W4.7",H0.78",Hole size 26mm) #XRE7536SGCAN4.75IN1
- C. (1) - Collar Ring
- D. (1) - Collar Loop
- E. (2) - Quick Link
- F. (1) - Hanging Chain(72",4.0mm)#XRE7538SGCHA4MM
- G. (1) - Hoop Kit
- H. (3) - Long Rod(22",9.3mm) #XRE7538SGSTEM22IN
- I. (5) - Screw
- J. (8) - LED G9 Bulb
- K. (1) - Mounting Hardware2
- L. (1) - CanopyB(W4.7",H0.78",Hole size 10.5mm) #XRE7536SGCAN4.75IN2
- M. (3) - Short Rod(16",9.3mm) #XRE7538SGSTEM16IN



Loop

Hook



Outlet box

K

L

I

M

I

J