

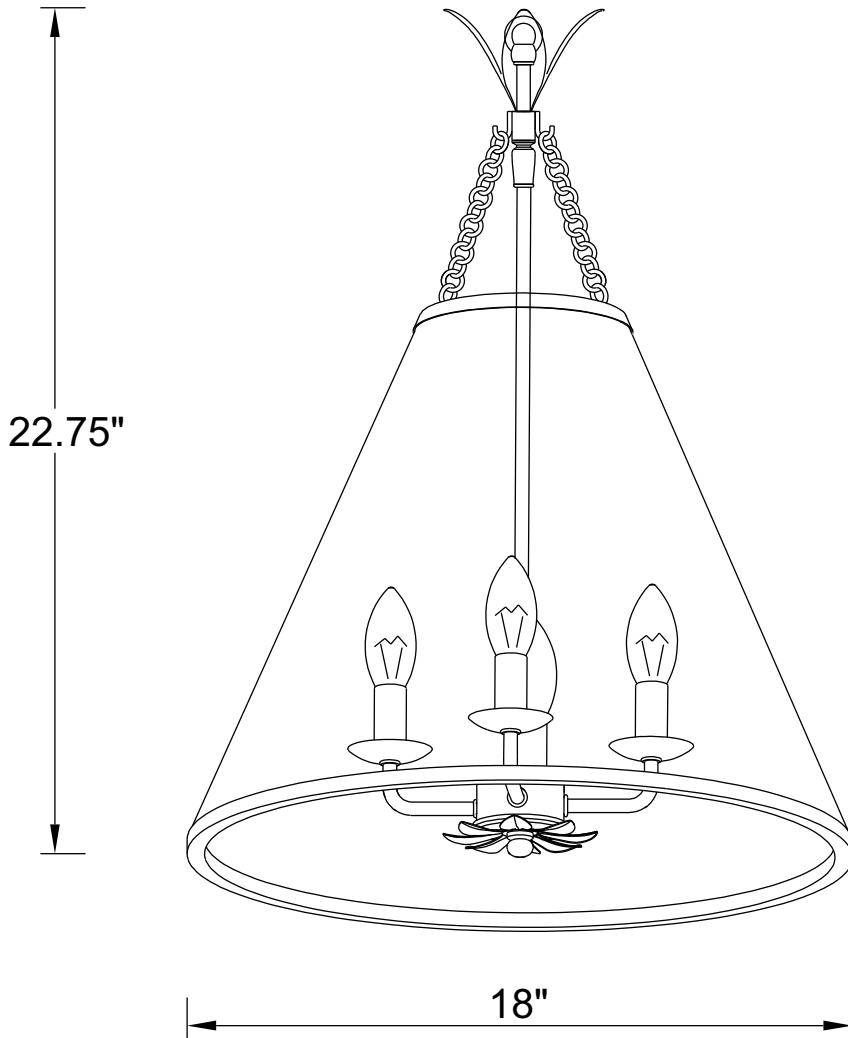
CRYSTORAMA

LIGHTING THE WAY FOR SIXTY YEARS




Crystorama.com

ASSEMBLY INSTRUCTION MODEL #564-SA



All electrical components must be installed by a licensed electrician in accordance with the National Electric Code and the appropriate local electrical codes.



You will need 4 -Candelabra Base Bulb

40 Watts Recommended 60 Watts Max.

USE LED BULBS FOR EXTENDED USE

THIS FIXTURE IS DRY RATED

How to install

- 1.Feed the wires through the center stem and screw it onto the top of the light cluster.
- 2.Continue to feed the wires through the loop kit and screw it onto the swivel on the top of the center stem.
- 3.Slide the fabric shade over the loop kit and light cluster.
- 4.While holding the loop kit, take one of the decorative chains, and hang one end onto the small hook on the loop kit, and the other end onto the hook inside the top of the shade. Repeat for the other two decorative chains.Place the top banding ring over the top of the shade.
- 5.Decide the preferred hanging height and choose the correct length of chain needed.
- 6.Install the mounting bar onto the outlet box.
- 7.Raise the fixture up to the ceiling and do the wire connection. Secure the big and small decorative leaves and canopy over the outlet box using the collar ring.
- 8.Place the candle sleeve onto the socket, and insert recommended bulb (not included)

WARNING: This product can expose you to Lead, which is known to the State of California to cause cancer and/or birth defects or reproductive harm. For more information go to www.P65Warnings.ca.gov.

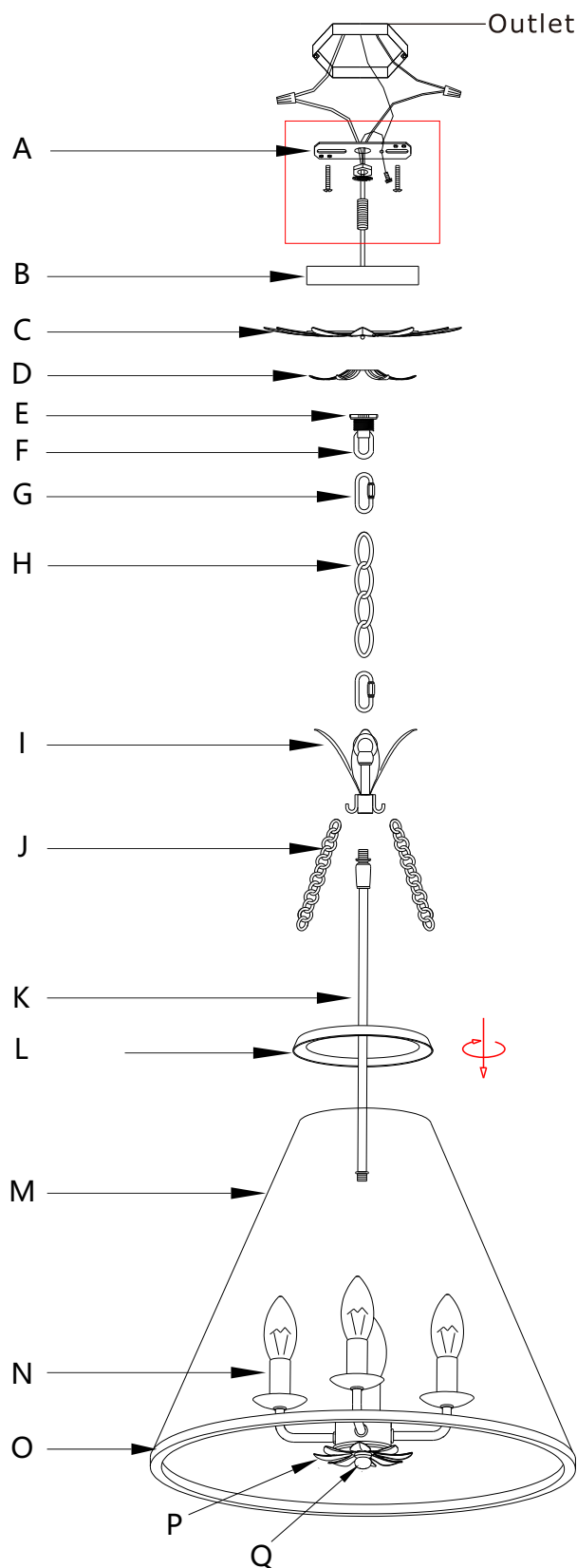
CRYSTORAMA

LIGHTING THE WAY FOR SIXTY YEARS



Crystorama.com

PART NUMBER MODEL #564-SA



Part Number

- A. (1) - Mounting Hardware
- B. (1) - Canopy(W4.72", H0.8") #XRE514SACAN4.72IN
- C. (1) - Big Decorative Metal Leaves
- D. (1) - Small Decorative Metal Leaves
- E. (1) - Collar Ring
- F. (1) - Collar Loop
- G. (2) - Quick Link
- H. (1) - Hanging Chain(72", 3.2mm) #XRE564SACHA3.2MM
- I. (1) - Loop Kit
- J. (3) - Decorative Chains(each 4.96", 3.0mm) #XRE564SADECHA3MM
- K. (1) - Center Stem(15.16", 9.3mm) #XRE564SASTEM15IN
- L. (1) - Top Metal Band Ring
- M. (1) - White Fabric Shade
- N. (4) - Candle Sleeve(0.87W", 1.97H") #XRE514SACDL1.97IN
- O. (1) - Bottom Metal Band Ring
- P. (1) - Bottom Leaves
- Q. (1) - Final #XRE564SAFIN