

Care Instructions

Solas Café Table *designed by* Matthew Hilton

To prolong the life of the product and retain its appearance and functionality, we would like to give you some relevant information and care advice:

Made from stainless steel and Teak, the Solas outdoor range is durable, lightweight, rustproof and low maintenance. Regular periodic care and cleaning is recommended over occasional heavy-duty maintenance.

Stainless Steel

The table frame and base can be cleaned using a sponge / soft bristle brush with a cleaning solution of mild liquid soap and lukewarm water. The use of abrasive cleaners should be avoided. Rinse and dry thoroughly for best finish.

Caution: In seaside use, salt can accumulate on the finish which may lead to surface damage. In indoor pool areas, chlorides can accumulate on the finish which may lead to surface damage.

Teak

Teak is a durable timber with a high oil and resin content, this means it is ideal for outdoor furniture, requiring little amounts of care to keep looking its best. Over time, the Teak will start to change colour going from a rich golden colour to Silver-Grey. This is natural and does not reflect the quality of the wood or its durability but is down to a purely aesthetic change.

It is recommended that no abrasive cleaners or solvents are used to clean the furniture. We recommend only using warm water with a diluted mild detergent to clean off the dirt that has formed over time and using a soft bristle brush. Regular cleanings will help to keep the original golden appearance of the teak if desired. Over long periods the teak might stay silver/grey after cleaning as this is how the timber ages. If you are looking to get the timber back to its original appearance you could lightly sand the whole product to remove the top (silver/grey) layer of timber. If you do use this method, please take extra care not to over sand or damage details of the product by flattening off when sanding.

Proprietary Teak oil can also be applied to help maintain the original finish – however please test on a small part of the product that is not seen (i.e., underside of the table slats) before using as some teak oils can darken the appearance.

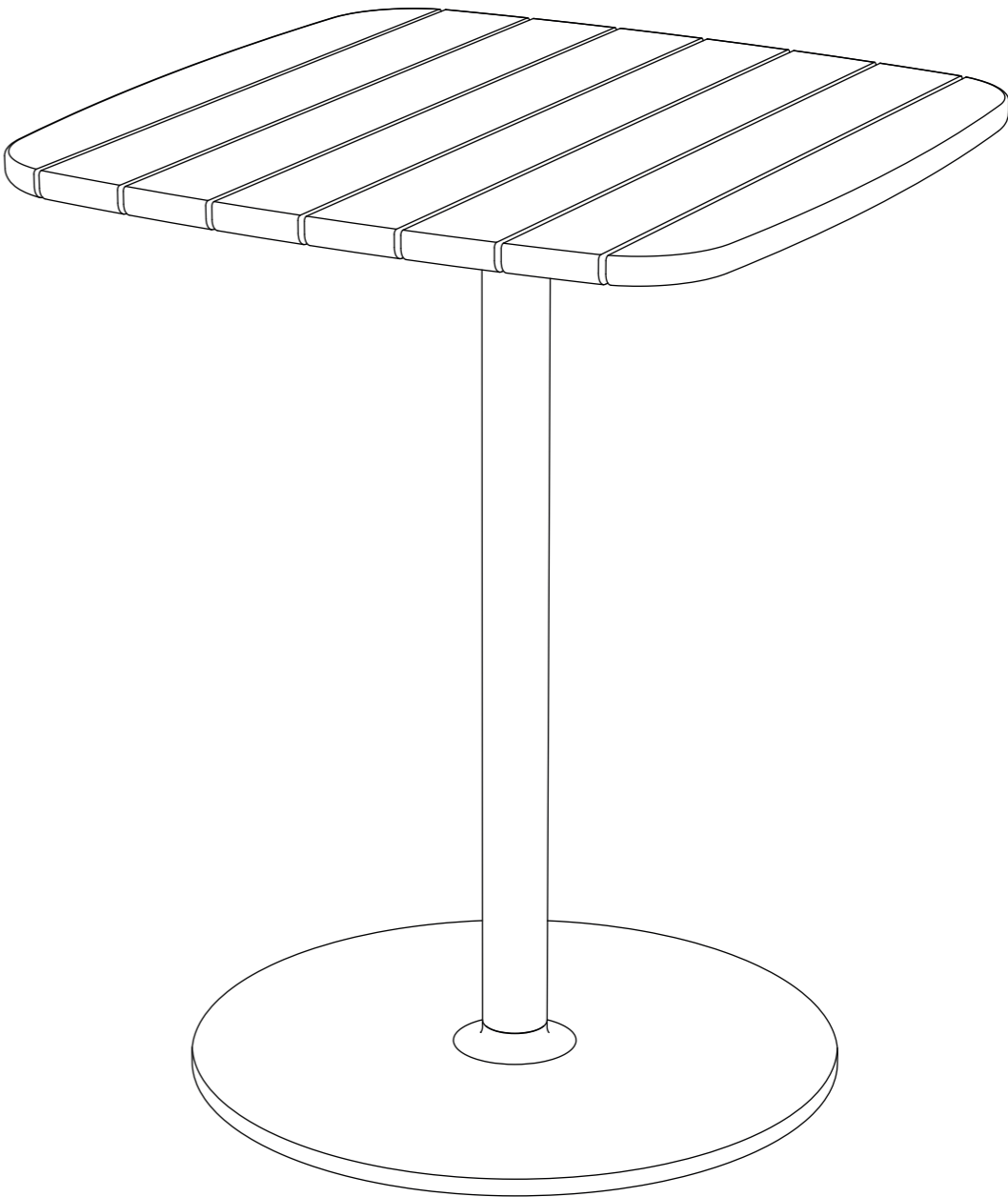
It is not recommended to use a pressure washer when cleaning teak furniture as it can damage the surface of the teak furniture. There are also specific teak cleaning products available, we would recommend the Osmo Wood Reviver Gel as a good way to restore the product to its original finish.

We recommend that the product is covered when not in use and during extreme weather conditions to prolong the finish of the product and reduce the amount of cleaning required.


We thank you for purchasing this product and wish you many years of enjoyable and functional use.


For more related products please visit: casefurniture.com

Solas Café Table Matthew Hilton




Assembly Instructions

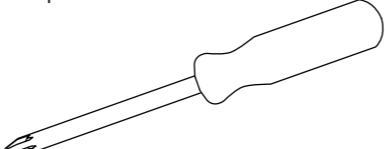

A x 3


B x 4

Provided

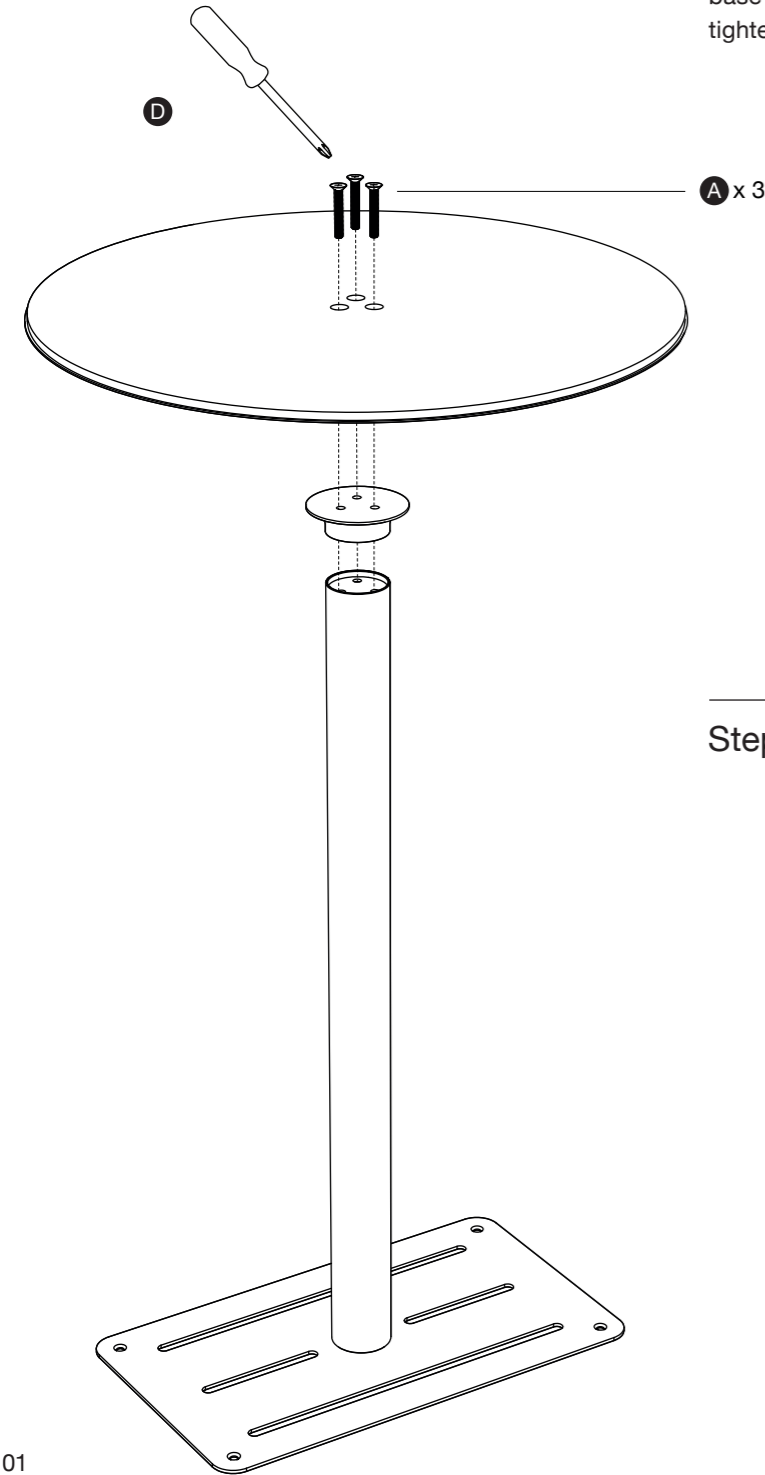

C x 1

Required


D x 1

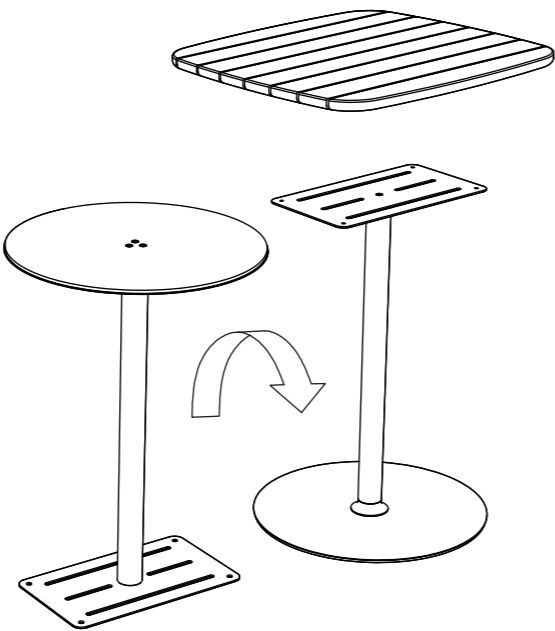
Step 01

Place the leg/top plate upside down and slide the collar and base onto the bottom. Secure the base and collar to the leg by tightening bolt A (x3) with Allen key (D).



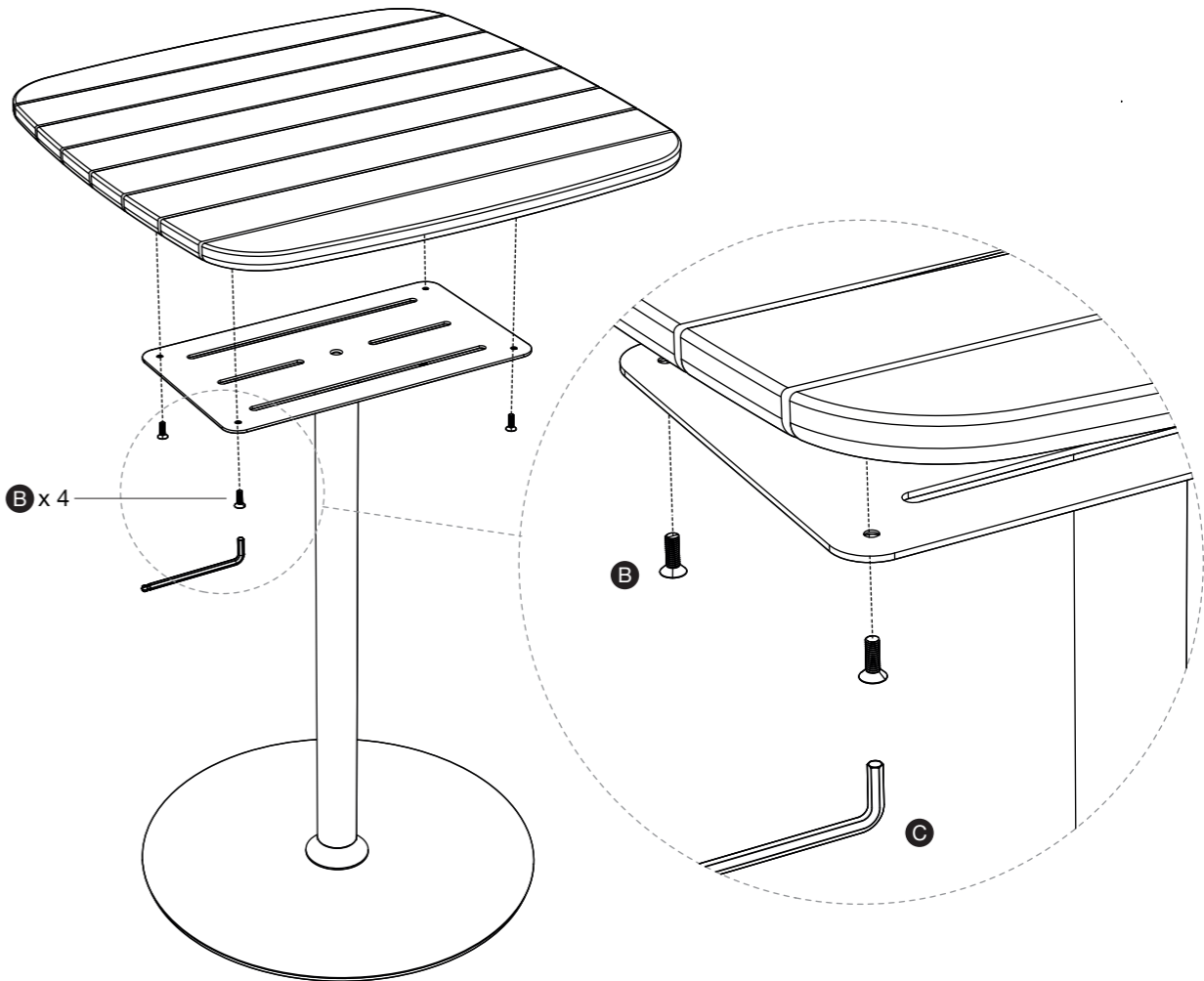
Step 02

Carefully flip the assembly from step 1 over and prepare to attach the table top.



Step 03

Using bolts B (x4) and spring washers C (x4), attach the tabletop to the top plate with Allen key (D). Ensure all bolts are aligned before fully tightening each corner.



Step 04

For turning the table onto its feet, please do this with two people to ensure no damage is caused to the top.

