

**PENDULUM PENDANT****FINISH**

bronze with smoked glass  
satin brass with smoked glass

**DIMENSIONS (body of fixture)**

320 x 150 x 525 mm (w x d x h)

**WEIGHT**

8kg (17.6lbs)  
please ensure ceiling structure is strong enough to support the weight of the light

**OVERALL DROP**

minimum 665 mm  
supplied with 1000mm drop rod (12.7mm dia) as standard  
(adjustable on site)

**ILLUMINATION**

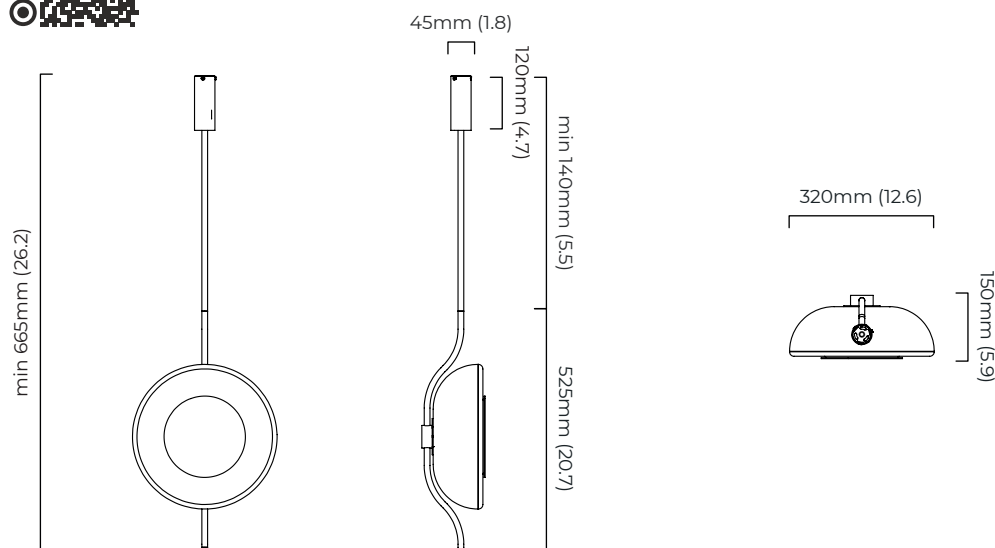
220-240v - integrated LED - 8w - 2700K  
110-130v - integrated LED - 8w - 2700K  
LED driver to be installed in the ceiling rose  
drivers must be installed up to 20 meters from the body of the light

**DIMMING**

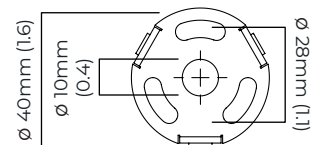
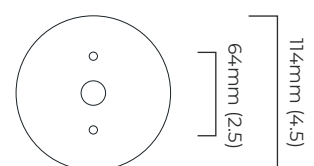
trailing edge dimmable / phase cut (rotary dimmer) - standard  
DALI option available (220-240v only)  
0/1-10v (220-240v or 110-130v) - on request

**CEILING ROSE / PLATE**

round ceiling rose -  $\varnothing$  45 x 120 mm (dia x h)

**CERTIFICATION****VIEW ON WEBSITE**

mounting plate dimensions

North America  
junction box cover

\*Diagrams are not to scale.

## PENDULUM PENDANT - DALI-A

### FINISH

bronze with smoked glass  
satin brass with smoked glass

### DIMENSIONS (body of fixture)

320 x 150 x 525 mm (w x d x h)

### WEIGHT

8kg (17.6lbs)

please ensure ceiling structure is strong enough to support the weight of the light

### OVERALL DROP

minimum 665 mm

supplied with 1000mm drop rod (12.7mm dia) as standard  
(adjustable on site)

### ILLUMINATION

integrated LED - 8w - 2700K

DALI LED driver to be installed in the ceiling cavity

drivers must be installed up to 20 meters from the body of the light

### DIMMING

DALI compatible

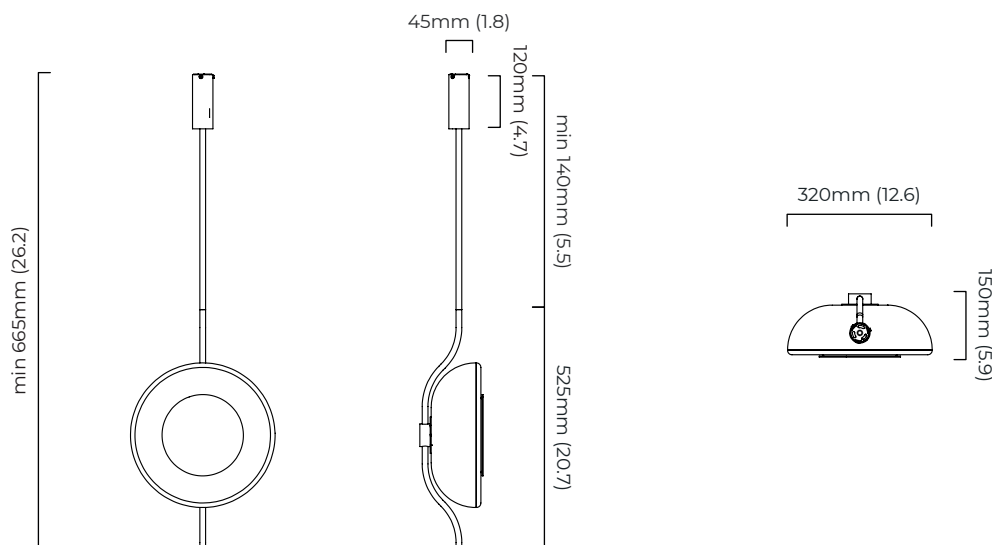
### CEILING ROSE / PLATE

round ceiling rose -  $\varnothing$  45 x 120 mm (dia x h)

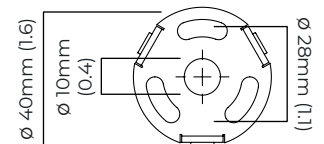
### CERTIFICATION



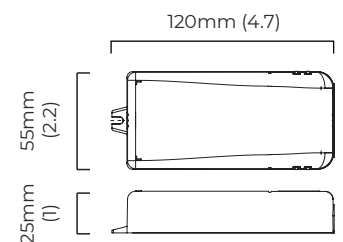
### VIEW ON WEBSITE



### mounting plate dimensions



### LED driver dimensions



\*Diagrams are not to scale.

## PENDULUM PENDANT - DALI-B

### FINISH

bronze with smoked glass  
satin brass with smoked glass

### DIMENSIONS (body of fixture)

320 x 150 x 525 mm (w x d x h)

### WEIGHT

8kg (17.6lbs)

please ensure ceiling structure is strong enough to support the weight of the light

### OVERALL DROP

minimum 580 mm

supplied with 1000mm drop rod (12.7mm dia) as standard  
(adjustable on site)

### ILLUMINATION

integrated LED - 8w - 2700K

DALI LED driver to be installed in the ceiling rose

### DIMMING

DALI compatible

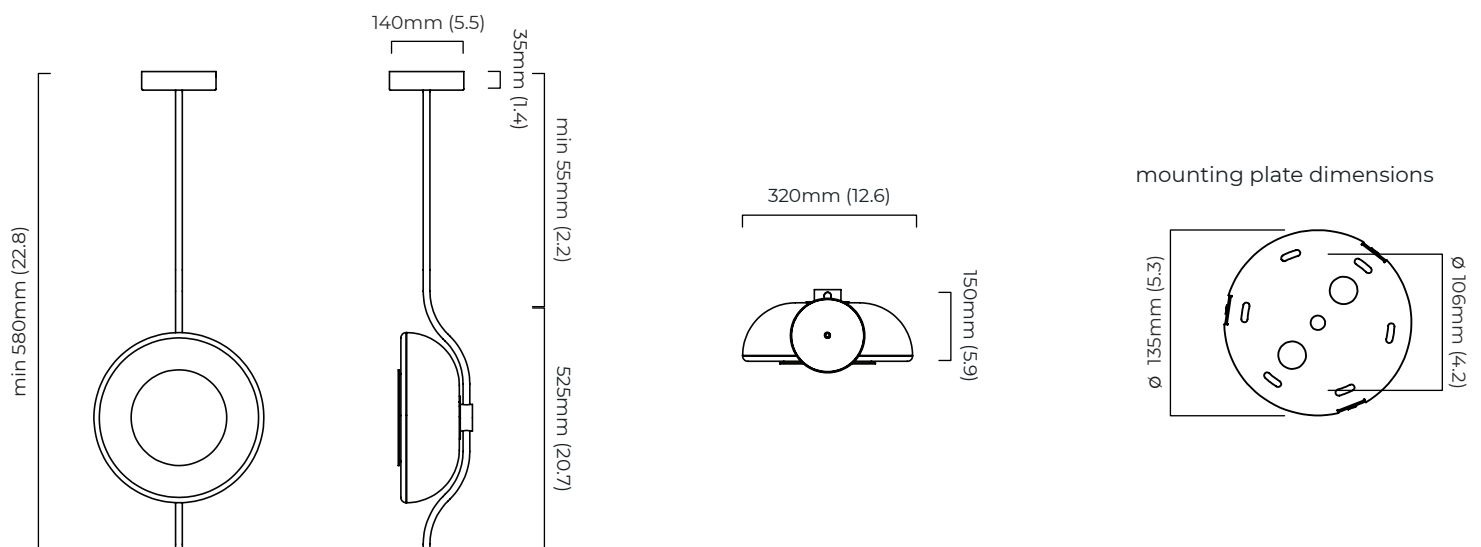
### CEILING ROSE / PLATE

round ceiling rose -  $\varnothing$  140 x 35 mm (dia x h)

### CERTIFICATION



### VIEW ON WEBSITE



\*Diagrams are not to scale.

## PENDULUM PENDANT

## PENDULUM PENDANT

SKU NUMBER	FINISH DESCRIPTION	VOLTAGE
PENPEOBZSG-240	bronze with smoked glass	220 - 240V
PENPEOSBSG-240	satin brass with smoked glass	220 - 240V
PENPEOBZSG-110	bronze with smoked glass	110 - 130V
PENPEOSBSG-110	satin brass with smoked glass	110 - 130V

## PENDULUM PENDANT - DALI-A

SKU NUMBER	FINISH DESCRIPTION	TYPE OF DALI	VOLTAGE
PENPEOBZSG-DALIA-240	bronze with smoked glass	DALI A included - For lights that do not require aesthetic alterations. Dali can be fitted inside the ceiling/wall cavity	220 - 240V
PENPEOSBSG-DALIA-240	satin brass with smoked glass	DALI A included - For lights that do not require aesthetic alterations. Dali can be fitted inside the ceiling/wall cavity	220 - 240V

## PENDULUM PENDANT - DALI-B

SKU NUMBER	FINISH DESCRIPTION	TYPE OF DALI	VOLTAGE
PENPEOBZSG-DALIB-240	bronze with smoked glass	DALI B included - The light will feature a deeper ceiling/wall rose. For use when there is no space in the existing ceiling/wall cavity	220 - 240V
PENPEOSBSG-DALIB-240	satin brass with smoked glass	DALI B included - The light will feature a deeper ceiling/wall rose. For use when there is no space in the existing ceiling/wall cavity	220 - 240V