

BIG BULB WALL**FINISH**

polished brass with shiny opal glass
polished nickel with shiny opal glass

DIMENSIONS (body of fixture)

120 x 200 x 360 mm (w x d x h)

WEIGHT

2kg (4.4lbs)

ILLUMINATION

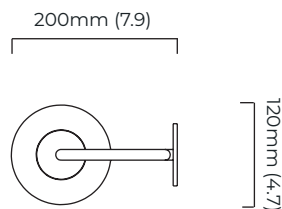
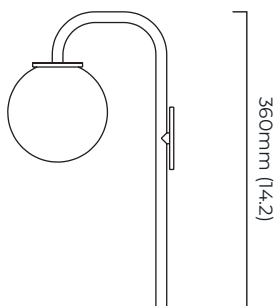
220-240v - 1 x G9 - 25w max halogen (or 2.3w 2700K LED)
110-130v - 1 x G9 - 25w max halogen (or 2.3w 2700K LED)

DIMMING

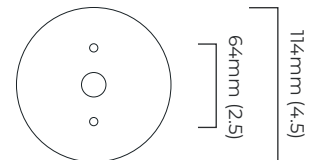
dimnable bulb required
trailing edge dimmable / phase cut (rotary dimmer) - standard
DALI option available (220-240v only)

WALL ROSE / PLATE

round wall plate - \varnothing 114 x 5 mm (\varnothing x d)

CERTIFICATION**VIEW ON WEBSITE**

mounting plate dimensions



*Diagrams are not to scale.

BIG BULB WALL - DALI-A

FINISH

polished brass with shiny opal glass
polished nickel with shiny opal glass

DIMENSIONS (body of fixture)

120 x 200 x 360 mm (w x d x h)

WEIGHT

2kg (4.4lbs)

ILLUMINATION

220-240v - 1 x G9 - 25w max halogen (or 2.3w 2700K LED)
DALI converter to be installed in the cavity

DIMMING

dimmable bulb required
DALI compatible

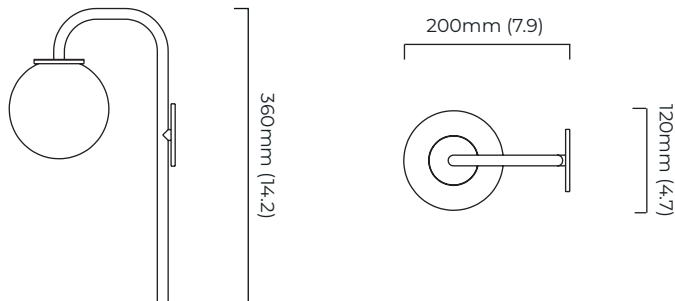
WALL ROSE / PLATE

round wall plate - \varnothing 114 x 5 mm (\varnothing x d)

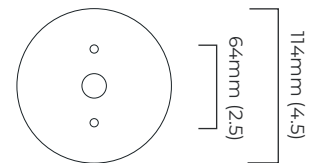
CERTIFICATION



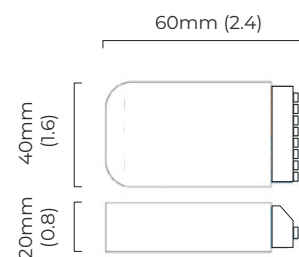
VIEW ON WEBSITE



mounting plate dimensions



DALI converter dimensions



*Diagrams are not to scale.

BIG BULB WALL - DALI-B

FINISH

polished brass with shiny opal glass
polished nickel with shiny opal glass

DIMENSIONS (body of fixture)

120 x 225 x 360 mm (w x d x h)

WEIGHT

2kg (4.4lbs)

ILLUMINATION

220-240v - 1 x G9 - 25w max halogen (or 2.3w 2700K LED)
DALI converter to be installed in the wall rose

DIMMING

dimnable bulb required
DALI compatible

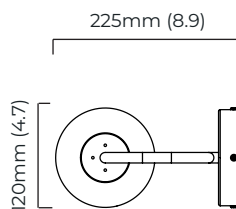
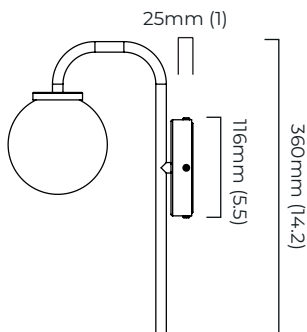
WALL ROSE / PLATE

round wall plate - \varnothing 116 x 25 mm (\varnothing x d)

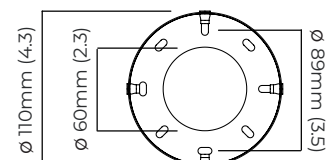
CERTIFICATION



VIEW ON WEBSITE



mounting plate dimensions



*Diagrams are not to scale.

BIG BULB WALL

BIG BULB WALL

SKU NUMBER	FINISH DESCRIPTION	VOLTAGE
BULWAOPBOG-240	polished brass with shiny opal glass	220 - 240V
BULWAOPNOG-240	polished nickel with shiny opal glass	220 - 240V
BULWAOPBOG-110	polished brass with shiny opal glass	110 - 130V
BULWAOPNOG-110	polished nickel with shiny opal glass	110 - 130V

BIG BULB WALL - DALI-A

SKU NUMBER	FINISH DESCRIPTION	TYPE OF DALI	VOLTAGE
BULWAOPBOG-DALIA-240	polished brass with shiny opal glass	DALI A included - For lights that do not require aesthetic alterations. Dali can be fi ted inside the ceiling/wall cavity	220 - 240V
BULWAOPNOG-DALIA-240	polished nickel with shiny opal glass	DALI A included - For lights that do not require aesthetic alterations. Dali can be fi ted inside the ceiling/wall cavity	220 - 240V

BIG BULB WALL - DALI-B

SKU NUMBER	FINISH DESCRIPTION	TYPE OF DALI	VOLTAGE
BULWAOPBOG-DALIB-240	polished brass with shiny opal glass	DALI B included - The light will feature a deeper ceiling/wall rose. For use when there is no space in the existing ceiling/wall cavity	220 - 240V
BULWAOPNOG-DALIB-240	polished nickel with shiny opal glass	DALI B included - The light will feature a deeper ceiling/wall rose. For use when there is no space in the existing ceiling/wall cavity	220 - 240V