

GAIA WALL - WALL PLATE

FINISH

antique bronze with matt opal glass
 antique bronze with shiny opal glass
 antique bronze with smoked glass
 antique bronze with smoked hand formed glass
 bronze with matt opal glass
 bronze with shiny opal glass
 bronze with smoked glass
 bronze with smoked hand formed glass
 satin brass with matt opal glass
 satin brass with shiny opal glass
 satin brass with smoked glass
 satin brass with smoked hand formed glass

DIMENSIONS (body of fixture)

150 x 190 x 183 mm (w x d x h)

WEIGHT

1.5kg (3.3lbs)

ILLUMINATION

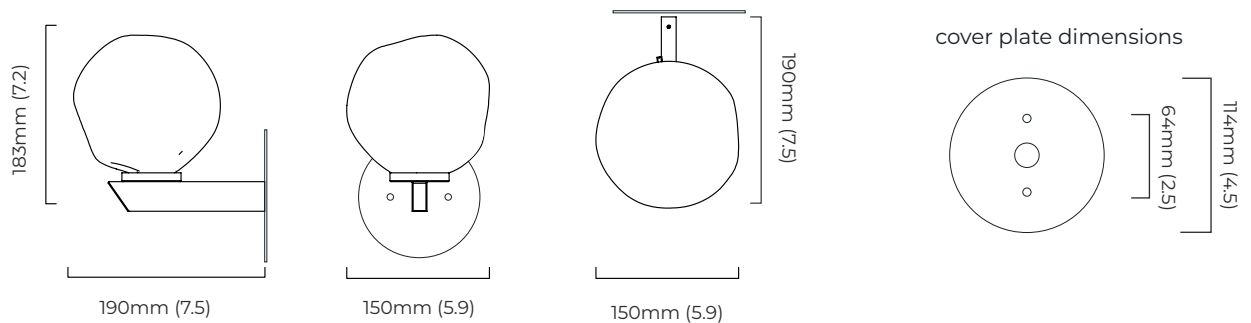
220-240v - 1 x E14 - 25w max (or 4.5w 2700k LED)
 110-130v - 1 x E12 - 25w max (or 4.5w 2700k LED)

DIMMING

dimnable bulb required
 trailing edge dimmable / phase cut (rotary dimmer) - standard
 DALI option available (220-240v only)

WALL ROSE / PLATE

round wall plate - \varnothing 114 x 5 mm (dia x d)

CERTIFICATION**VIEW ON WEBSITE**

*Diagrams are not to scale.

GAIA WALL - WALL PLATE

SKU NUMBER	FINISH DESCRIPTION	VOLTAGE
GAIWAOABMO-PL-240	antique bronze with matt opal glass	220 - 240V
GAIWAOABOG-PL-240	antique bronze with shiny opal glass	220 - 240V
GAIWAOABSG-PL-240	antique bronze with smoked glass	220 - 240V
GAIWAOABHF-PL-240	antique bronze with smoked hand formed glass	220 - 240V
GAIWAOBZMO-PL-240	bronze with matt opal glass	220 - 240V
GAIWAOBZOG-PL-240	bronze with shiny opal glass	220 - 240V
GAIWAOBZSG-PL-240	bronze with smoked glass	220 - 240V
GAIWAOBZHF-PL-240	bronze with smoked hand formed glass	220 - 240V
GAIWAOSBMO-PL-240	satin brass with matt opal glass	220 - 240V
GAIWAOSBOG-PL-240	satin brass with shiny opal glass	220 - 240V
GAIWAOSBSG-PL-240	satin brass with smoked glass	220 - 240V
GAIWAOSBHF-PL-240	satin brass with smoked hand formed glass	220 - 240V
GAIWAOABMO-PL-110	antique bronze with matt opal glass	110 - 130V
GAIWAOABOG-PL-110	antique bronze with shiny opal glass	110 - 130V
GAIWAOABSG-PL-110	antique bronze with smoked glass	110 - 130V
GAIWAOABHF-PL-110	antique bronze with smoked hand formed glass	110 - 130V
GAIWAOBZMO-PL-110	bronze with matt opal glass	110 - 130V
GAIWAOBZOG-PL-110	bronze with shiny opal glass	110 - 130V
GAIWAOBZSG-PL-110	bronze with smoked glass	110 - 130V
GAIWAOBZHF-PL-110	bronze with smoked hand formed glass	110 - 130V
GAIWAOSBMO-PL-110	satin brass with matt opal glass	110 - 130V
GAIWAOSBOG-PL-110	satin brass with shiny opal glass	110 - 130V
GAIWAOSBSG-PL-110	satin brass with smoked glass	110 - 130V
GAIWAOSBHF-PL-110	satin brass with smoked hand formed glass	110 - 130V

GAIA WALL - WALL PLATE - DALI-A

FINISH

antique bronze with matt opal glass
 antique bronze with shiny opal glass
 antique bronze with smoked glass
 antique bronze with smoked hand formed glass
 bronze with matt opal glass
 bronze with shiny opal glass
 bronze with smoked glass
 bronze with smoked hand formed glass
 satin brass with matt opal glass
 satin brass with shiny opal glass
 satin brass with smoked glass
 satin brass with smoked hand formed glass

DIMENSIONS (body of fixture)

150 x 190 x 183 mm (w x d x h)

WEIGHT

1.5kg (3.3lbs)

ILLUMINATION

220-240v - 1 x E14 - 25w max (or 4.5w 2700k LED)
 DALI converter to be installed in the cavity

DIMMING

dimnable bulb required
 DALI compatible

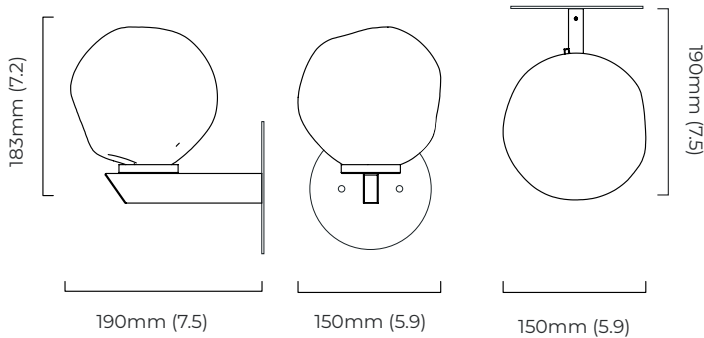
WALL ROSE / PLATE

round wall plate - \varnothing 114 x 5 mm (dia x d)

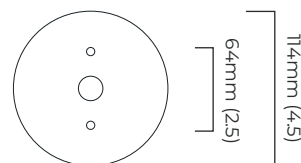
CERTIFICATION



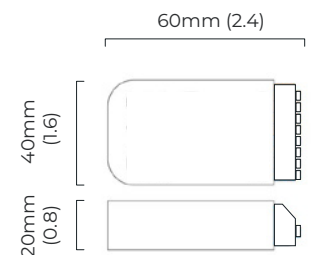
VIEW ON WEBSITE



cover plate dimensions



DALI converter dimensions



*Diagrams are not to scale.

GAIA WALL - WALL PLATE - DALI-A

SKU NUMBER	FINISH DESCRIPTION	TYPE OF DALI	VOLTAGE
GAIWAOABMO-PL-DALIA-240	antique bronze with matt opal glass	DALI A included - For lights that do not require aesthetic alterations. Dali can be fi ted inside the ceiling/wall cavity	220 - 240V
GAIWAOABOG-PL-DALIA-240	antique bronze with shiny opal glass	DALI A included - For lights that do not require aesthetic alterations. Dali can be fi ted inside the ceiling/wall cavity	220 - 240V
GAIWAOABSG-PL-DALIA-240	antique bronze with smoked glass	DALI A included - For lights that do not require aesthetic alterations. Dali can be fi ted inside the ceiling/wall cavity	220 - 240V
GAIWAOABHF-PL-DALIA-240	antique bronze with smoked hand formed glass	DALI A included - For lights that do not require aesthetic alterations. Dali can be fi ted inside the ceiling/wall cavity	220 - 240V
GAIWAOBZMO-PL-DALIA-240	bronze with matt opal glass	DALI A included - For lights that do not require aesthetic alterations. Dali can be fi ted inside the ceiling/wall cavity	220 - 240V
GAIWAOBZOG-PL-DALIA-240	bronze with shiny opal glass	DALI A included - For lights that do not require aesthetic alterations. Dali can be fi ted inside the ceiling/wall cavity	220 - 240V
GAIWAOBZSG-PL-DALIA-240	bronze with smoked glass	DALI A included - For lights that do not require aesthetic alterations. Dali can be fi ted inside the ceiling/wall cavity	220 - 240V
GAIWAOBZHF-PL-DALIA-240	bronze with smoked hand formed glass	DALI A included - For lights that do not require aesthetic alterations. Dali can be fi ted inside the ceiling/wall cavity	220 - 240V
GAIWAOSBMO-PL-DALIA-240	satin brass with matt opal glass	DALI A included - For lights that do not require aesthetic alterations. Dali can be fi ted inside the ceiling/wall cavity	220 - 240V
GAIWAOSBOG-PL-DALIA-240	satin brass with shiny opal glass	DALI A included - For lights that do not require aesthetic alterations. Dali can be fi ted inside the ceiling/wall cavity	220 - 240V
GAIWAOSBSG-PL-DALIA-240	satin brass with smoked glass	DALI A included - For lights that do not require aesthetic alterations. Dali can be fi ted inside the ceiling/wall cavity	220 - 240V
GAIWAOSBHF-PL-DALIA-240	satin brass with smoked hand formed glass	DALI A included - For lights that do not require aesthetic alterations. Dali can be fi ted inside the ceiling/wall cavity	220 - 240V