

## GAIA WALL - WALL PLATE

**FINISH**

antique bronze with matt opal glass  
 antique bronze with shiny opal glass  
 antique bronze with smoked glass  
 antique bronze with smoked hand formed glass  
 bronze with matt opal glass  
 bronze with shiny opal glass  
 bronze with smoked glass  
 bronze with smoked hand formed glass  
 satin brass with matt opal glass  
 satin brass with shiny opal glass  
 satin brass with smoked glass  
 satin brass with smoked hand formed glass

**DIMENSIONS (body of fixture)**

150 x 190 x 183 mm (w x d x h)

**WEIGHT**

1.5kg (3.3lbs)

**ILLUMINATION**

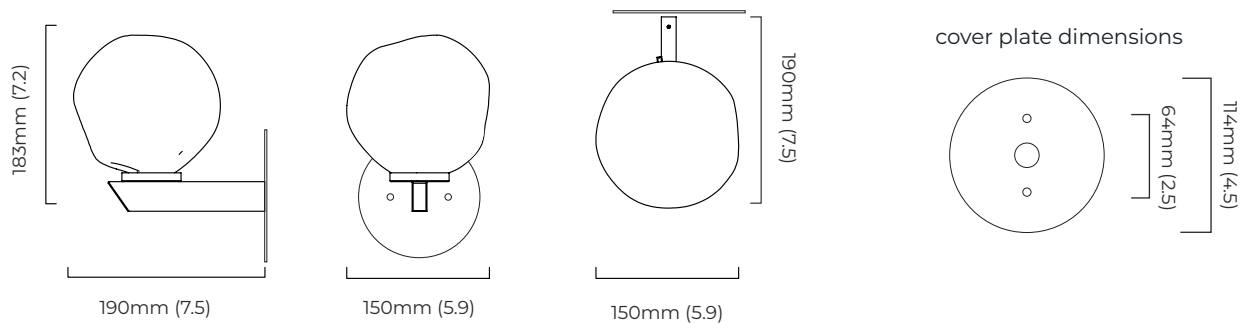
220-240v - 1 x E14 - 25w max (or 4.5w 2700k LED)  
 110-130v - 1 x E12 - 25w max (or 4.5w 2700k LED)

**DIMMING**

dimnable bulb required  
 trailing edge dimmable / phase cut (rotary dimmer) - standard  
 DALI option available (220-240v only)

**WALL ROSE / PLATE**

round wall plate -  $\varnothing$  114 x 5 mm (dia x d)

**CERTIFICATION****VIEW ON WEBSITE**

\*Diagrams are not to scale.

## GAIA WALL - WALL PLATE

SKU NUMBER	FINISH DESCRIPTION	VOLTAGE
GAIWAOABMO-PL-240	antique bronze with matt opal glass	220 - 240V
GAIWAOABOG-PL-240	antique bronze with shiny opal glass	220 - 240V
GAIWAOABSG-PL-240	antique bronze with smoked glass	220 - 240V
GAIWAOABHF-PL-240	antique bronze with smoked hand formed glass	220 - 240V
GAIWAOBZMO-PL-240	bronze with matt opal glass	220 - 240V
GAIWAOBZOG-PL-240	bronze with shiny opal glass	220 - 240V
GAIWAOBZSG-PL-240	bronze with smoked glass	220 - 240V
GAIWAOBZHF-PL-240	bronze with smoked hand formed glass	220 - 240V
GAIWAOSBMO-PL-240	satin brass with matt opal glass	220 - 240V
GAIWAOSBOG-PL-240	satin brass with shiny opal glass	220 - 240V
GAIWAOSBSG-PL-240	satin brass with smoked glass	220 - 240V
GAIWAOSBHF-PL-240	satin brass with smoked hand formed glass	220 - 240V
GAIWAOABMO-PL-110	antique bronze with matt opal glass	110 - 130V
GAIWAOABOG-PL-110	antique bronze with shiny opal glass	110 - 130V
GAIWAOABSG-PL-110	antique bronze with smoked glass	110 - 130V
GAIWAOABHF-PL-110	antique bronze with smoked hand formed glass	110 - 130V
GAIWAOBZMO-PL-110	bronze with matt opal glass	110 - 130V
GAIWAOBZOG-PL-110	bronze with shiny opal glass	110 - 130V
GAIWAOBZSG-PL-110	bronze with smoked glass	110 - 130V
GAIWAOBZHF-PL-110	bronze with smoked hand formed glass	110 - 130V
GAIWAOSBMO-PL-110	satin brass with matt opal glass	110 - 130V
GAIWAOSBOG-PL-110	satin brass with shiny opal glass	110 - 130V
GAIWAOSBSG-PL-110	satin brass with smoked glass	110 - 130V
GAIWAOSBHF-PL-110	satin brass with smoked hand formed glass	110 - 130V

## GAIA WALL - WALL PLATE - DALI-A

### FINISH

antique bronze with matt opal glass  
 antique bronze with shiny opal glass  
 antique bronze with smoked glass  
 antique bronze with smoked hand formed glass  
 bronze with matt opal glass  
 bronze with shiny opal glass  
 bronze with smoked glass  
 bronze with smoked hand formed glass  
 satin brass with matt opal glass  
 satin brass with shiny opal glass  
 satin brass with smoked glass  
 satin brass with smoked hand formed glass

### DIMENSIONS (body of fixture)

150 x 190 x 183 mm (w x d x h)

### WEIGHT

1.5kg (3.3lbs)

### ILLUMINATION

220-240v - 1 x E14 - 25w max (or 4.5w 2700k LED)  
 DALI converter to be installed in the cavity

### DIMMING

dimnable bulb required  
 DALI compatible

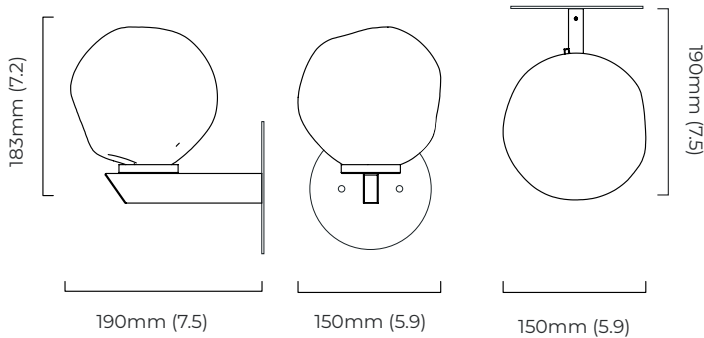
### WALL ROSE / PLATE

round wall plate -  $\varnothing$  114 x 5 mm (dia x d)

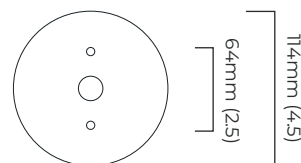
### CERTIFICATION



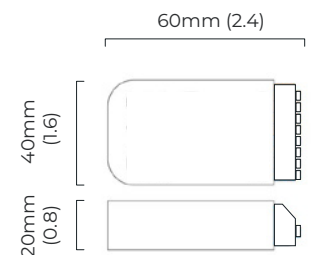
### VIEW ON WEBSITE



### cover plate dimensions



### DALI converter dimensions



\*Diagrams are not to scale.

## GAIA WALL - WALL PLATE - DALI-A

SKU NUMBER	FINISH DESCRIPTION	TYPE OF DALI	VOLTAGE
GAIWAOABMO-PL-DALIA-240	antique bronze with matt opal glass	DALI A included - For lights that do not require aesthetic alterations. Dali can be fi ted inside the ceiling/wall cavity	220 - 240V
GAIWAOABOG-PL-DALIA-240	antique bronze with shiny opal glass	DALI A included - For lights that do not require aesthetic alterations. Dali can be fi ted inside the ceiling/wall cavity	220 - 240V
GAIWAOABSG-PL-DALIA-240	antique bronze with smoked glass	DALI A included - For lights that do not require aesthetic alterations. Dali can be fi ted inside the ceiling/wall cavity	220 - 240V
GAIWAOABHF-PL-DALIA-240	antique bronze with smoked hand formed glass	DALI A included - For lights that do not require aesthetic alterations. Dali can be fi ted inside the ceiling/wall cavity	220 - 240V
GAIWAOBZMO-PL-DALIA-240	bronze with matt opal glass	DALI A included - For lights that do not require aesthetic alterations. Dali can be fi ted inside the ceiling/wall cavity	220 - 240V
GAIWAOBZOG-PL-DALIA-240	bronze with shiny opal glass	DALI A included - For lights that do not require aesthetic alterations. Dali can be fi ted inside the ceiling/wall cavity	220 - 240V
GAIWAOBZSG-PL-DALIA-240	bronze with smoked glass	DALI A included - For lights that do not require aesthetic alterations. Dali can be fi ted inside the ceiling/wall cavity	220 - 240V
GAIWAOBZHF-PL-DALIA-240	bronze with smoked hand formed glass	DALI A included - For lights that do not require aesthetic alterations. Dali can be fi ted inside the ceiling/wall cavity	220 - 240V
GAIWAOSBMO-PL-DALIA-240	satin brass with matt opal glass	DALI A included - For lights that do not require aesthetic alterations. Dali can be fi ted inside the ceiling/wall cavity	220 - 240V
GAIWAOSBOG-PL-DALIA-240	satin brass with shiny opal glass	DALI A included - For lights that do not require aesthetic alterations. Dali can be fi ted inside the ceiling/wall cavity	220 - 240V
GAIWAOSBSG-PL-DALIA-240	satin brass with smoked glass	DALI A included - For lights that do not require aesthetic alterations. Dali can be fi ted inside the ceiling/wall cavity	220 - 240V
GAIWAOSBHF-PL-DALIA-240	satin brass with smoked hand formed glass	DALI A included - For lights that do not require aesthetic alterations. Dali can be fi ted inside the ceiling/wall cavity	220 - 240V

## GAIA WALL TALL - WALL PLATE

**FINISH**

antique bronze with matt opal glass  
 antique bronze with shiny opal glass  
 antique bronze with smoked glass  
 antique bronze with smoked hand formed glass  
 bronze with matt opal glass  
 bronze with shiny opal glass  
 bronze with smoked glass  
 bronze with smoked hand formed glass  
 satin brass with matt opal glass  
 satin brass with shiny opal glass  
 satin brass with smoked glass  
 satin brass with smoked hand formed glass

**DIMENSIONS (body of fixture)**

150 x 183 x 350 mm (w x d x h)

**WEIGHT**

1.5kg (3.3lbs)

**ILLUMINATION**

220-240v - 1 x E14 - 25w max (or 4.5w 2700k LED)

110-130v - 1 x E12 - 25w max (or 4.5w 2700k LED)

**DIMMING**

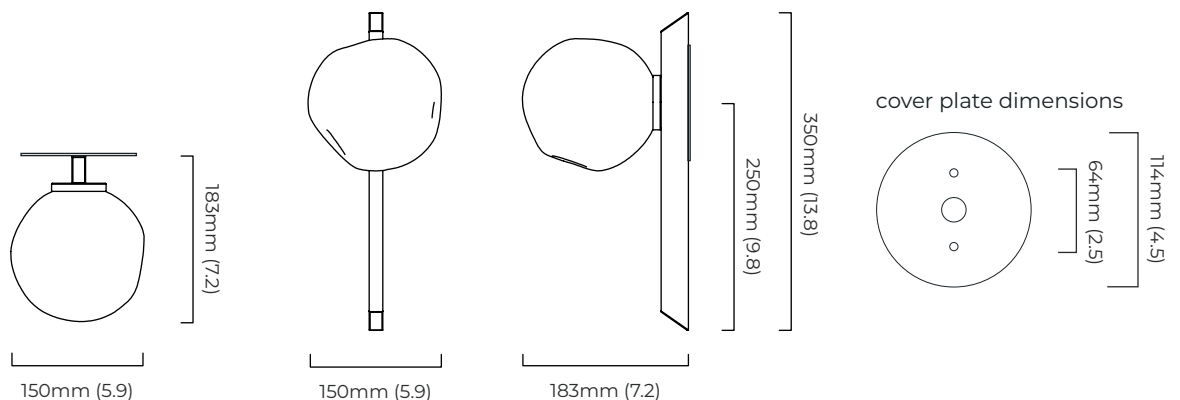
dimmable bulb required

trailing edge dimmable / phase cut (rotary dimmer) - standard

DALI option available (220-240v only)

**WALL ROSE / PLATE**

round wall plate -  $\varnothing$  114 x 5 mm (dia x d)

**CERTIFICATION****VIEW ON WEBSITE**

\*Diagrams are not to scale.

## GAIA WALL TALL - WALL PLATE

SKU NUMBER	FINISH DESCRIPTION	VOLTAGE
CAIWATABMO-PL-240	antique bronze with matt opal glass	220 - 240V
CAIWATABOG-PL-240	antique bronze with shiny opal glass	220 - 240V
CAIWATABSG-PL-240	antique bronze with smoked glass	220 - 240V
CAIWATABHF-PL-240	antique bronze with smoked hand formed glass	220 - 240V
CAIWATBZMO-PL-240	bronze with matt opal glass	220 - 240V
CAIWATBZOG-PL-240	bronze with shiny opal glass	220 - 240V
CAIWATBZSG-PL-240	bronze with smoked glass	220 - 240V
CAIWATBZHF-PL-240	bronze with smoked hand formed glass	220 - 240V
CAIWATSBMO-PL-240	satin brass with matt opal glass	220 - 240V
CAIWATSBOG-PL-240	satin brass with shiny opal glass	220 - 240V
CAIWATBSBG-PL-240	satin brass with smoked glass	220 - 240V
CAIWATSBHF-PL-240	satin brass with smoked hand formed glass	220 - 240V
CAIWATABMO-PL-110	antique bronze with matt opal glass	110 - 130V
CAIWATABOG-PL-110	antique bronze with shiny opal glass	110 - 130V
CAIWATABSG-PL-110	antique bronze with smoked glass	110 - 130V
CAIWATABHF-PL-110	antique bronze with smoked hand formed glass	110 - 130V
CAIWATBZMO-PL-110	bronze with matt opal glass	110 - 130V
CAIWATBZOG-PL-110	bronze with shiny opal glass	110 - 130V
CAIWATBZSG-PL-110	bronze with smoked glass	110 - 130V
CAIWATBZHF-PL-110	bronze with smoked hand formed glass	110 - 130V
CAIWATSBMO-PL-110	satin brass with matt opal glass	110 - 130V
CAIWATSBOG-PL-110	satin brass with shiny opal glass	110 - 130V
CAIWATBSBG-PL-110	satin brass with smoked glass	110 - 130V
CAIWATSBHF-PL-110	satin brass with smoked hand formed glass	110 - 130V

## GAIA WALL TALL - WALL PLATE - DALI-A

### FINISH

antique bronze with matt opal glass  
antique bronze with shiny opal glass  
antique bronze with smoked glass  
antique bronze with smoked hand formed glass  
bronze with matt opal glass  
bronze with shiny opal glass  
bronze with smoked glass  
bronze with smoked hand formed glass  
satin brass with matt opal glass  
satin brass with shiny opal glass  
satin brass with smoked glass  
satin brass with smoked hand formed glass

### DIMENSIONS (body of fixture)

150 x 183 x 350 mm (w x d x h)

### WEIGHT

1.5kg (3.3lbs)

### ILLUMINATION

220-240v - 1 x E14 - 25w max (or 4.5w 2700k LED)  
DALI converter to be installed in the cavity

### DIMMING

dimnable bulb required  
DALI compatible

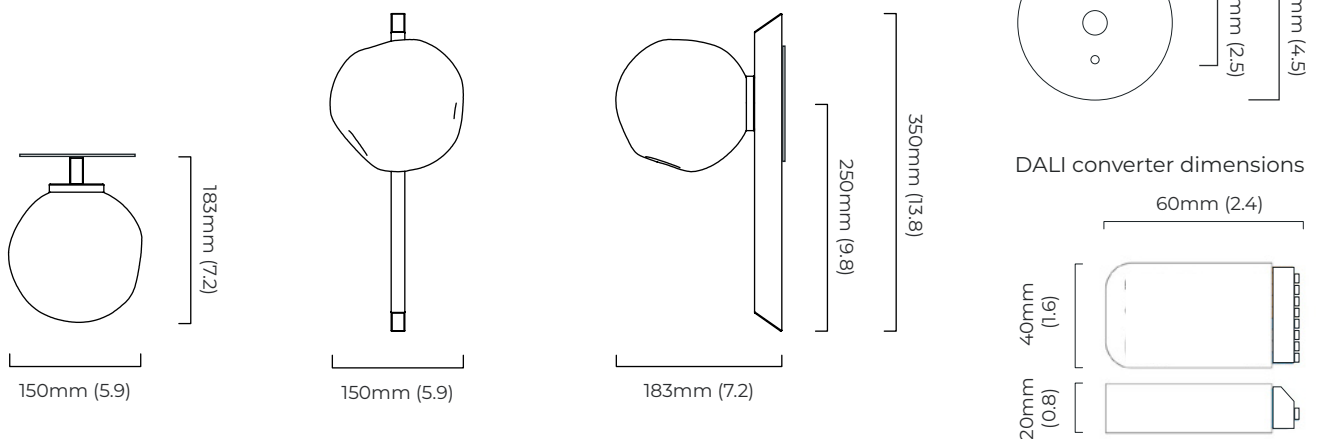
### WALL ROSE / PLATE

round wall plate - ø 114 x 5 mm (dia x d)

### CERTIFICATION



### VIEW ON WEBSITE



\*Diagrams are not to scale.

## GAIA WALL TALL - WALL PLATE - DALI-A

SKU NUMBER	FINISH DESCRIPTION	TYPE OF DALI	VOLTAGE
GAIWATABMO-PL-DALIA-240	antique bronze with matt opal glass	DALI A included - For lights that do not require aesthetic alterations. Dali can be fi ted inside the ceiling/wall cavity	220 - 240V
GAIWATABOG-PL-DALIA-240	antique bronze with shiny opal glass	DALI A included - For lights that do not require aesthetic alterations. Dali can be fi ted inside the ceiling/wall cavity	220 - 240V
GAIWATABSG-PL-DALIA-240	antique bronze with smoked glass	DALI A included - For lights that do not require aesthetic alterations. Dali can be fi ted inside the ceiling/wall cavity	220 - 240V
GAIWATABHF-PL-DALIA-240	antique bronze with smoked hand formed glass	DALI A included - For lights that do not require aesthetic alterations. Dali can be fi ted inside the ceiling/wall cavity	220 - 240V
GAIWATBZMO-PL-DALIA-240	bronze with matt opal glass	DALI A included - For lights that do not require aesthetic alterations. Dali can be fi ted inside the ceiling/wall cavity	220 - 240V
GAIWATBZOG-PL-DALIA-240	bronze with shiny opal glass	DALI A included - For lights that do not require aesthetic alterations. Dali can be fi ted inside the ceiling/wall cavity	220 - 240V
GAIWATBZSG-PL-DALIA-240	bronze with smoked glass	DALI A included - For lights that do not require aesthetic alterations. Dali can be fi ted inside the ceiling/wall cavity	220 - 240V
GAIWATBZHF-PL-DALIA-240	bronze with smoked hand formed glass	DALI A included - For lights that do not require aesthetic alterations. Dali can be fi ted inside the ceiling/wall cavity	220 - 240V
GAIWATSBMO-PL-DALIA-240	satin brass with matt opal glass	DALI A included - For lights that do not require aesthetic alterations. Dali can be fi ted inside the ceiling/wall cavity	220 - 240V
GAIWATSBOG-PL-DALIA-240	satin brass with shiny opal glass	DALI A included - For lights that do not require aesthetic alterations. Dali can be fi ted inside the ceiling/wall cavity	220 - 240V
GAIWATSBSG-PL-DALIA-240	satin brass with smoked glass	DALI A included - For lights that do not require aesthetic alterations. Dali can be fi ted inside the ceiling/wall cavity	220 - 240V
GAIWATSBHF-PL-DALIA-240	satin brass with smoked hand formed glass	DALI A included - For lights that do not require aesthetic alterations. Dali can be fi ted inside the ceiling/wall cavity	220 - 240V



## GAIA WALL - FLUSH

**FINISH**

antique bronze with matt opal glass  
 antique bronze with shiny opal glass  
 antique bronze with smoked glass  
 antique bronze with smoked hand formed glass  
 bronze with matt opal glass  
 bronze with shiny opal glass  
 bronze with smoked glass  
 bronze with smoked hand formed glass  
 satin brass with matt opal glass  
 satin brass with shiny opal glass  
 satin brass with smoked glass  
 satin brass with smoked hand formed glass

**DIMENSIONS (body of fixture)**

150 x 190 x 183 mm (w x d x h)

**WEIGHT**

1.5kg (3.3lbs)

**ILLUMINATION**

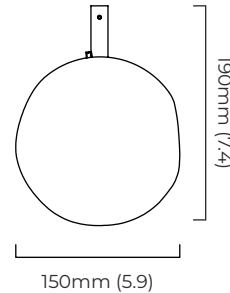
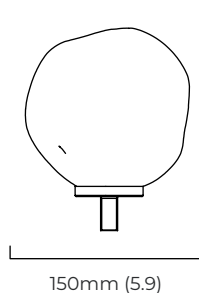
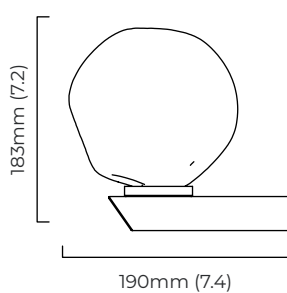
220-240v - 1 x E14 - 25w max (or 4.5w 2700k LED)

**DIMMING**

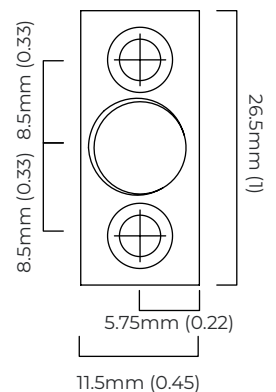
dimmable bulb required  
 trailing edge dimmable / phase cut (rotary dimmer) - standard  
 DALI option available (220-240v only)

**WALL ROSE / PLATE**

rectangular wall plate - 15 x 30 mm (w x h)

**CERTIFICATION****VIEW ON WEBSITE**

Flush fixing bracket



\*Diagrams are not to scale.

## GAIA WALL - FLUSH

SKU NUMBER	FINISH DESCRIPTION	VOLTAGE
GAIWAOABMO-240	antique bronze with matt opal glass	220 - 240V
GAIWAOABOG-240	antique bronze with shiny opal glass	220 - 240V
GAIWAOABSG-240	antique bronze with smoked glass	220 - 240V
GAIWAOABHF-240	antique bronze with smoked hand formed glass	220 - 240V
GAIWAOBZMO-240	bronze with matt opal glass	220 - 240V
GAIWAOBZOG-240	bronze with shiny opal glass	220 - 240V
GAIWAOBZSG-240	bronze with smoked glass	220 - 240V
GAIWAOBZHF-240	bronze with smoked hand formed glass	220 - 240V
GAIWAOSBMO-240	satin brass with matt opal glass	220 - 240V
GAIWAOSBOG-240	satin brass with shiny opal glass	220 - 240V
GAIWAOSBSG-240	satin brass with smoked glass	220 - 240V
GAIWAOSBHF-240	satin brass with smoked hand formed glass	220 - 240V
GAIWAOABMO-110	antique bronze with matt opal glass	110 - 130V
GAIWAOABOG-110	antique bronze with shiny opal glass	110 - 130V
GAIWAOABSG-110	antique bronze with smoked glass	110 - 130V
GAIWAOABHF-110	antique bronze with smoked hand formed glass	110 - 130V
GAIWAOBZMO-110	bronze with matt opal glass	110 - 130V
GAIWAOBZOG-110	bronze with shiny opal glass	110 - 130V
GAIWAOBZSG-110	bronze with smoked glass	110 - 130V
GAIWAOBZHF-110	bronze with smoked hand formed glass	110 - 130V
GAIWAOSBMO-110	satin brass with matt opal glass	110 - 130V
GAIWAOSBOG-110	satin brass with shiny opal glass	110 - 130V
GAIWAOSBSG-110	satin brass with smoked glass	110 - 130V
GAIWAOSBHF-110	satin brass with smoked hand formed glass	110 - 130V

## GAIA WALL - FLUSH - DALI-A

### FINISH

antique bronze with matt opal glass  
 antique bronze with shiny opal glass  
 antique bronze with smoked glass  
 antique bronze with smoked hand formed glass  
 bronze with matt opal glass  
 bronze with shiny opal glass  
 bronze with smoked glass  
 bronze with smoked hand formed glass  
 satin brass with matt opal glass  
 satin brass with shiny opal glass  
 satin brass with smoked glass  
 satin brass with smoked hand formed glass

### DIMENSIONS (body of fixture)

150 x 190 x 183 mm (w x d x h)

### WEIGHT

1.5kg (3.3lbs)

### ILLUMINATION

220-240v - 1 x E14 - 25w max (or 4.5w 2700k LED)  
 DALI converter to be installed in the cavity

### DIMMING

dimnable bulb required  
 DALI compatible

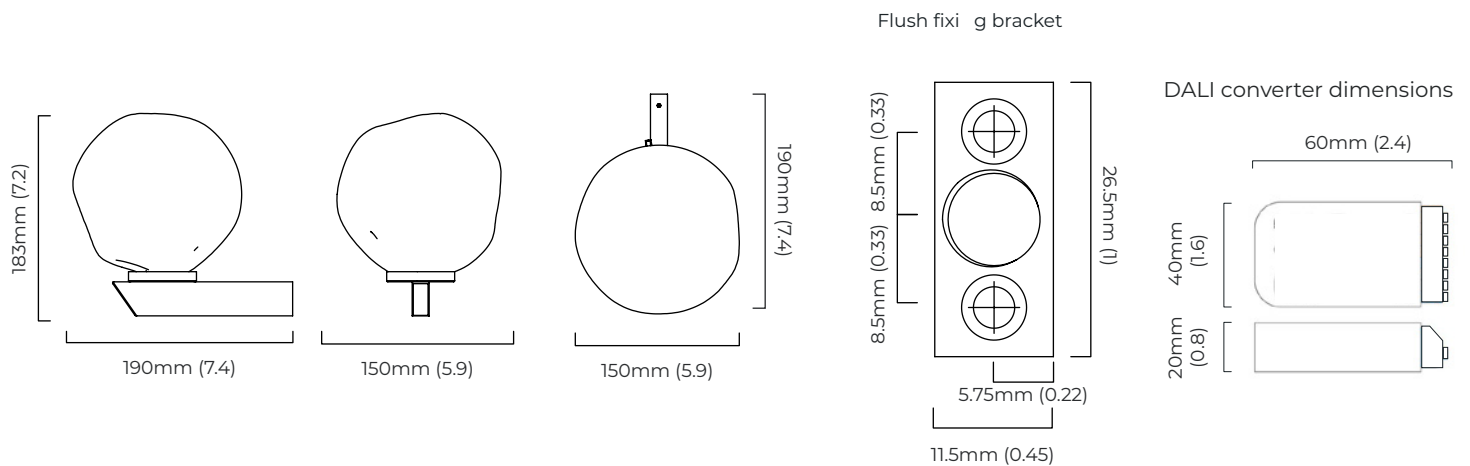
### WALL ROSE / PLATE

rectangular wall plate - 15 x 30 mm (w x h)

### CERTIFICATION



### VIEW ON WEBSITE



\*Diagrams are not to scale.

## GAIA WALL - FLUSH - DALI-A

SKU NUMBER	FINISH DESCRIPTION	TYPE OF DALI	VOLTAGE
GAIWAOABMO-DALIA-240	antique bronze with matt opal glass	DALI A included - For lights that do not require aesthetic alterations. Dali can be fi ted inside the ceiling/wall cavity	220 - 240V
GAIWAOABOG-DALIA-240	antique bronze with shiny opal glass	DALI A included - For lights that do not require aesthetic alterations. Dali can be fi ted inside the ceiling/wall cavity	220 - 240V
GAIWAOABSG-DALIA-240	antique bronze with smoked glass	DALI A included - For lights that do not require aesthetic alterations. Dali can be fi ted inside the ceiling/wall cavity	220 - 240V
GAIWAOABHF-DALIA-240	antique bronze with smoked hand formed glass	DALI A included - For lights that do not require aesthetic alterations. Dali can be fi ted inside the ceiling/wall cavity	220 - 240V
GAIWAOBZMO-DALIA-240	bronze with matt opal glass	DALI A included - For lights that do not require aesthetic alterations. Dali can be fi ted inside the ceiling/wall cavity	220 - 240V
GAIWAOBZOG-DALIA-240	bronze with shiny opal glass	DALI A included - For lights that do not require aesthetic alterations. Dali can be fi ted inside the ceiling/wall cavity	220 - 240V
GAIWAOBZSG-DALIA-240	bronze with smoked glass	DALI A included - For lights that do not require aesthetic alterations. Dali can be fi ted inside the ceiling/wall cavity	220 - 240V
GAIWAOBZHF-DALIA-240	bronze with smoked hand formed glass	DALI A included - For lights that do not require aesthetic alterations. Dali can be fi ted inside the ceiling/wall cavity	220 - 240V
GAIWAOSBMO-DALIA-240	satin brass with matt opal glass	DALI A included - For lights that do not require aesthetic alterations. Dali can be fi ted inside the ceiling/wall cavity	220 - 240V
GAIWAOSBOG-DALIA-240	satin brass with shiny opal glass	DALI A included - For lights that do not require aesthetic alterations. Dali can be fi ted inside the ceiling/wall cavity	220 - 240V
GAIWAOSBSG-DALIA-240	satin brass with smoked glass	DALI A included - For lights that do not require aesthetic alterations. Dali can be fi ted inside the ceiling/wall cavity	220 - 240V
GAIWAOSBHF-DALIA-240	satin brass with smoked hand formed glass	DALI A included - For lights that do not require aesthetic alterations. Dali can be fi ted inside the ceiling/wall cavity	220 - 240V

## GAIA WALL - FLUSH - DALI-B

### FINISH

antique bronze with matt opal glass  
 antique bronze with shiny opal glass  
 antique bronze with smoked glass  
 antique bronze with smoked hand formed glass  
 bronze with matt opal glass  
 bronze with shiny opal glass  
 bronze with smoked glass  
 bronze with smoked hand formed glass  
 satin brass with matt opal glass  
 satin brass with shiny opal glass  
 satin brass with smoked glass  
 satin brass with smoked hand formed glass

### DIMENSIONS (body of fixture)

150 x 215 x 183 mm (w x d x h)

### WEIGHT

1.5kg (3.3lbs)

### ILLUMINATION

220-240v - 1 x E14 - 25w max (or 4.5w 2700k LED)  
 DALI converter to be installed in the wall rose

### DIMMING

dimmable bulb required  
 DALI compatible

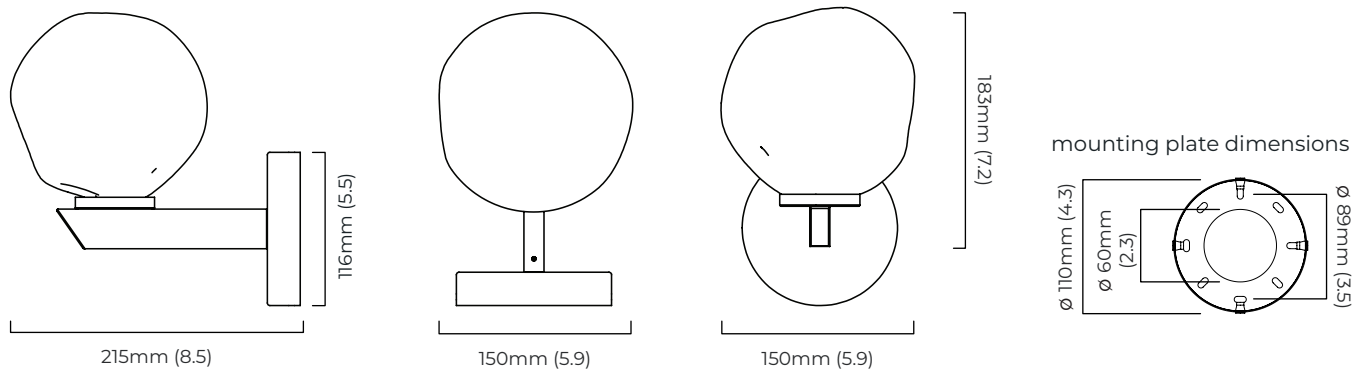
### WALL ROSE / PLATE

round wall rose -  $\varnothing$  116 x 25 mm (dia x h)

### CERTIFICATION



### VIEW ON WEBSITE



\*Diagrams are not to scale.

## GAIA WALL - FLUSH - DALI-B

SKU NUMBER	FINISH DESCRIPTION	TYPE OF DALI	VOLTAGE
GAIWAOABMO-DALIB-240	antique bronze with matt opal glass	DALI B included - The light will feature a deeper ceiling/wall rose. For use when there is no space in the existing ceiling/wall cavity	220 - 240V
GAIWAOABOG-DALIB-240	antique bronze with shiny opal glass	DALI B included - The light will feature a deeper ceiling/wall rose. For use when there is no space in the existing ceiling/wall cavity	220 - 240V
GAIWAOABSG-DALIB-240	antique bronze with smoked glass	DALI B included - The light will feature a deeper ceiling/wall rose. For use when there is no space in the existing ceiling/wall cavity	220 - 240V
GAIWAOABHF-DALIB-240	antique bronze with smoked hand formed glass	DALI B included - The light will feature a deeper ceiling/wall rose. For use when there is no space in the existing ceiling/wall cavity	220 - 240V
GAIWAOBZMO-DALIB-240	bronze with matt opal glass	DALI B included - The light will feature a deeper ceiling/wall rose. For use when there is no space in the existing ceiling/wall cavity	220 - 240V
GAIWAOBZOG-DALIB-240	bronze with shiny opal glass	DALI B included - The light will feature a deeper ceiling/wall rose. For use when there is no space in the existing ceiling/wall cavity	220 - 240V
GAIWAOBZSG-DALIB-240	bronze with smoked glass	DALI B included - The light will feature a deeper ceiling/wall rose. For use when there is no space in the existing ceiling/wall cavity	220 - 240V
GAIWAOBZHF-DALIB-240	bronze with smoked hand formed glass	DALI B included - The light will feature a deeper ceiling/wall rose. For use when there is no space in the existing ceiling/wall cavity	220 - 240V
GAIWAOSBMO-DALIB-240	satin brass with matt opal glass	DALI B included - The light will feature a deeper ceiling/wall rose. For use when there is no space in the existing ceiling/wall cavity	220 - 240V
GAIWAOSBOG-DALIB-240	satin brass with shiny opal glass	DALI B included - The light will feature a deeper ceiling/wall rose. For use when there is no space in the existing ceiling/wall cavity	220 - 240V
GAIWAOSBSG-DALIB-240	satin brass with smoked glass	DALI B included - The light will feature a deeper ceiling/wall rose. For use when there is no space in the existing ceiling/wall cavity	220 - 240V
GAIWAOSBHF-DALIB-240	satin brass with smoked hand formed glass	DALI B included - The light will feature a deeper ceiling/wall rose. For use when there is no space in the existing ceiling/wall cavity	220 - 240V

**GAIA WALL TALL - FLUSH****FINISH**

antique bronze with matt opal glass  
 antique bronze with shiny opal glass  
 antique bronze with smoked glass  
 antique bronze with smoked hand formed glass  
 bronze with matt opal glass  
 bronze with shiny opal glass  
 bronze with smoked glass  
 bronze with smoked hand formed glass  
 satin brass with matt opal glass  
 satin brass with shiny opal glass  
 satin brass with smoked glass  
 satin brass with smoked hand formed glass

**DIMENSIONS (body of fixture)**

150 x 183 x 350 mm (w x d x h)

**WEIGHT**

1.5kg (3.3lbs)

**ILLUMINATION**

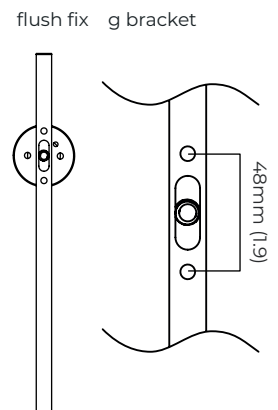
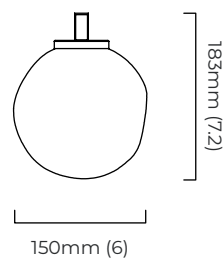

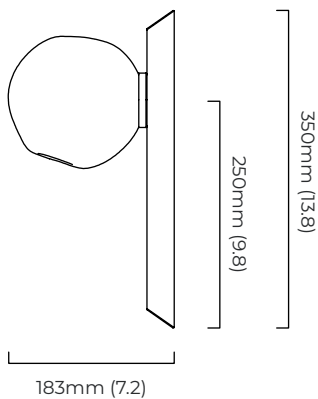
220-240v - 1 x E14 - 25w max (or 4.5w 2700k LED)

**DIMMING**

dimnable bulb required  
 trailing edge dimmable / phase cut (rotary dimmer) - standard  
 DALI option available (220-240v only)

**WALL ROSE / PLATE**

rectangular wall plate - 350 x 15 mm (w x h)

**CERTIFICATION****VIEW ON WEBSITE**

\*Diagrams are not to scale.

## GAIA WALL TALL - FLUSH

SKU NUMBER	FINISH DESCRIPTION	VOLTAGE
CAIWATABMO-240	antique bronze with matt opal glass	220 - 240V
CAIWATABOG-240	antique bronze with shiny opal glass	220 - 240V
CAIWATABSG-240	antique bronze with smoked glass	220 - 240V
CAIWATABHF-240	antique bronze with smoked hand formed glass	220 - 240V
CAIWATBZMO-240	bronze with matt opal glass	220 - 240V
CAIWATBZOG-240	bronze with shiny opal glass	220 - 240V
CAIWATBZSG-240	bronze with smoked glass	220 - 240V
CAIWATBZHF-240	bronze with smoked hand formed glass	220 - 240V
CAIWATSBMO-240	satin brass with matt opal glass	220 - 240V
CAIWATSBOG-240	satin brass with shiny opal glass	220 - 240V
CAIWATSBSG-240	satin brass with smoked glass	220 - 240V
CAIWATSBHF-240	satin brass with smoked hand formed glass	220 - 240V
CAIWATABMO-110	antique bronze with matt opal glass	110 - 130V
CAIWATABOG-110	antique bronze with shiny opal glass	110 - 130V
CAIWATABSG-110	antique bronze with smoked glass	110 - 130V
CAIWATABHF-110	antique bronze with smoked hand formed glass	110 - 130V
CAIWATBZMO-110	bronze with matt opal glass	110 - 130V
CAIWATBZOG-110	bronze with shiny opal glass	110 - 130V
CAIWATBZSG-110	bronze with smoked glass	110 - 130V
CAIWATBZHF-110	bronze with smoked hand formed glass	110 - 130V
CAIWATSBMO-110	satin brass with matt opal glass	110 - 130V
CAIWATSBOG-110	satin brass with shiny opal glass	110 - 130V
CAIWATSBSG-110	satin brass with smoked glass	110 - 130V
CAIWATSBHF-110	satin brass with smoked hand formed glass	110 - 130V



## GAIA WALL TALL - FLUSH - DALI-A

### FINISH

antique bronze with matt opal glass  
 antique bronze with shiny opal glass  
 antique bronze with smoked glass  
 antique bronze with smoked hand formed glass  
 bronze with matt opal glass  
 bronze with shiny opal glass  
 bronze with smoked glass  
 bronze with smoked hand formed glass  
 satin brass with matt opal glass  
 satin brass with shiny opal glass  
 satin brass with smoked glass  
 satin brass with smoked hand formed glass

### DIMENSIONS (body of fixture)

150 x 183 x 350 mm (w x d x h)

### WEIGHT

1.5kg (3.3lbs)

### ILLUMINATION

220-240v - 1 x E14 - 25w max (or 4.5w 2700k LED)  
 DALI converter to be installed in the cavity

### DIMMING

dimnable bulb required  
 DALI compatible

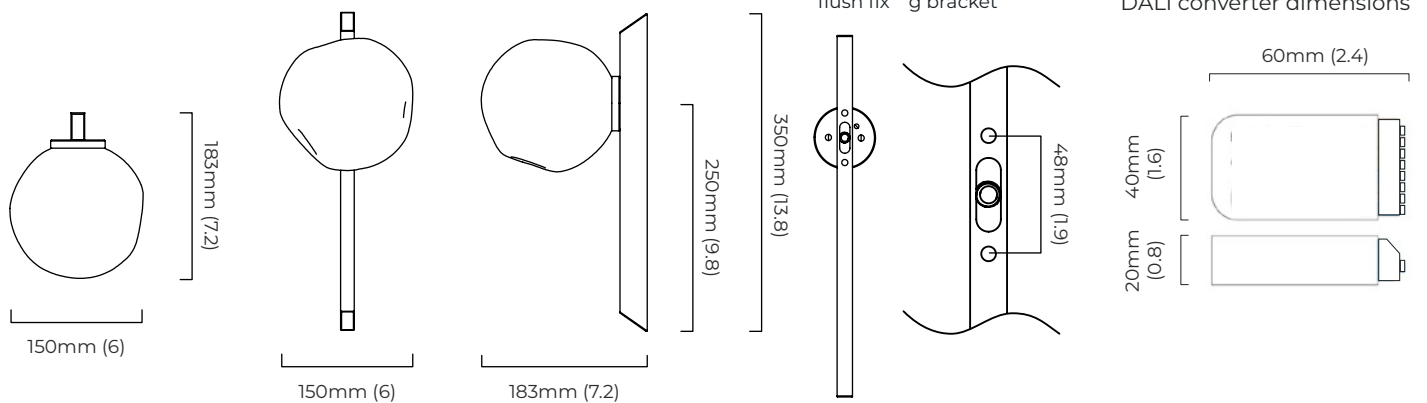
### WALL ROSE / PLATE

rectangular wall plate - 350 x 15 mm (w x h)

### CERTIFICATION



### VIEW ON WEBSITE



\*Diagrams are not to scale.

## GAIA WALL TALL - FLUSH - DALI-A

SKU NUMBER	FINISH DESCRIPTION	TYPE OF DALI	VOLTAGE
GAIWATABMO-DALIA-240	antique bronze with matt opal glass	DALI A included - For lights that do not require aesthetic alterations. Dali can be fi ted inside the ceiling/wall cavity	220 - 240V
GAIWATABOG-DALIA-240	antique bronze with shiny opal glass	DALI A included - For lights that do not require aesthetic alterations. Dali can be fi ted inside the ceiling/wall cavity	220 - 240V
GAIWATABSG-DALIA-240	antique bronze with smoked glass	DALI A included - For lights that do not require aesthetic alterations. Dali can be fi ted inside the ceiling/wall cavity	220 - 240V
GAIWATABHF-DALIA-240	antique bronze with smoked hand formed glass	DALI A included - For lights that do not require aesthetic alterations. Dali can be fi ted inside the ceiling/wall cavity	220 - 240V
GAIWATBZMO-DALIA-240	bronze with matt opal glass	DALI A included - For lights that do not require aesthetic alterations. Dali can be fi ted inside the ceiling/wall cavity	220 - 240V
GAIWATBZOG-DALIA-240	bronze with shiny opal glass	DALI A included - For lights that do not require aesthetic alterations. Dali can be fi ted inside the ceiling/wall cavity	220 - 240V
GAIWATBZSG-DALIA-240	bronze with smoked glass	DALI A included - For lights that do not require aesthetic alterations. Dali can be fi ted inside the ceiling/wall cavity	220 - 240V
GAIWATBZHF-DALIA-240	bronze with smoked hand formed glass	DALI A included - For lights that do not require aesthetic alterations. Dali can be fi ted inside the ceiling/wall cavity	220 - 240V
GAIWATSBMO-DALIA-240	satin brass with matt opal glass	DALI A included - For lights that do not require aesthetic alterations. Dali can be fi ted inside the ceiling/wall cavity	220 - 240V
GAIWATSBOG-DALIA-240	satin brass with shiny opal glass	DALI A included - For lights that do not require aesthetic alterations. Dali can be fi ted inside the ceiling/wall cavity	220 - 240V
GAIWATSBSG-DALIA-240	satin brass with smoked glass	DALI A included - For lights that do not require aesthetic alterations. Dali can be fi ted inside the ceiling/wall cavity	220 - 240V
GAIWATSBHF-DALIA-240	satin brass with smoked hand formed glass	DALI A included - For lights that do not require aesthetic alterations. Dali can be fi ted inside the ceiling/wall cavity	220 - 240V

## GAIA WALL TALL - FLUSH - DALI-B

### FINISH

antique bronze with matt opal glass  
antique bronze with shiny opal glass  
antique bronze with smoked glass  
antique bronze with smoked hand formed glass  
bronze with matt opal glass  
bronze with shiny opal glass  
bronze with smoked glass  
bronze with smoked hand formed glass  
satin brass with matt opal glass  
satin brass with shiny opal glass  
satin brass with smoked glass  
satin brass with smoked hand formed glass

### DIMENSIONS (body of fixture)

150 x 208 x 350 mm (w x d x h)

### WEIGHT

1.5kg (3.3lbs)

### ILLUMINATION

220-240v - 1 x E14 - 25w max (or 4.5w 2700k LED)  
DALI converter to be installed in the wall rose

### DIMMING

dimnable bulb required  
DALI compatible

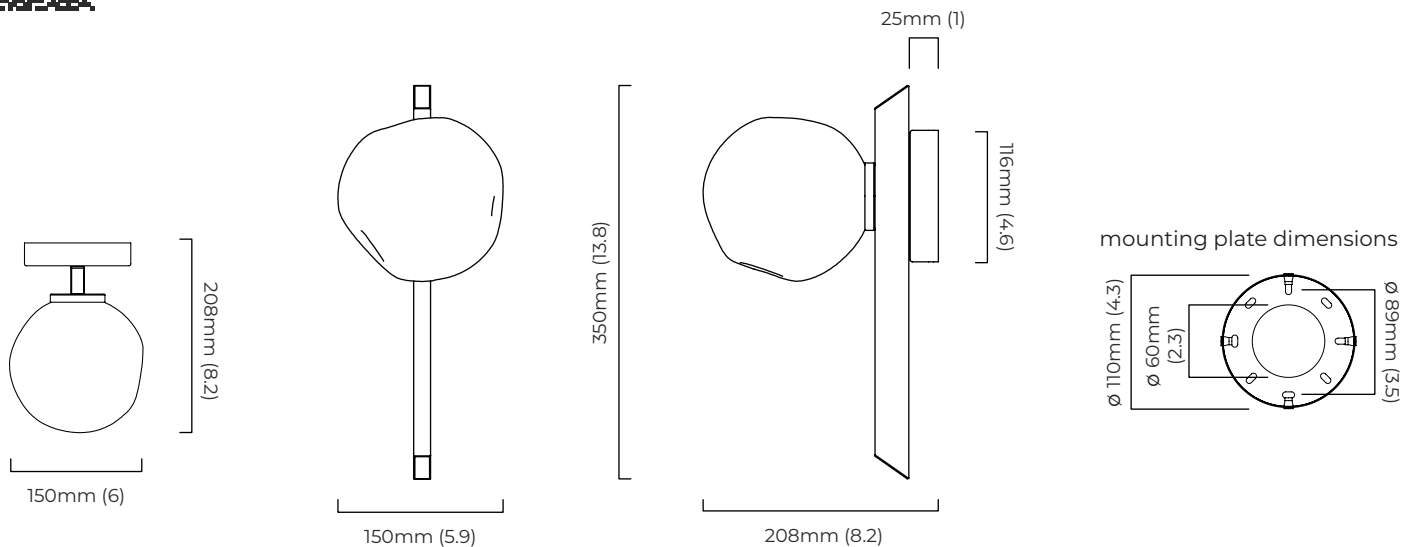
### WALL ROSE / PLATE

round wall rose -  $\varnothing$  116 x 25 mm (dia x h)

### CERTIFICATION



### VIEW ON WEBSITE



\*Diagrams are not to scale.

## GAIA WALL TALL - FLUSH - DALI-B

SKU NUMBER	FINISH DESCRIPTION	TYPE OF DALI	VOLTAGE
GAIWATABMO-DALIB-240	antique bronze with matt opal glass	DALI B included - The light will feature a deeper ceiling/wall rose. For use when there is no space in the existing ceiling/wall cavity	220 - 240V
GAIWATABOG-DALIB-240	antique bronze with shiny opal glass	DALI B included - The light will feature a deeper ceiling/wall rose. For use when there is no space in the existing ceiling/wall cavity	220 - 240V
GAIWATABSG-DALIB-240	antique bronze with smoked glass	DALI B included - The light will feature a deeper ceiling/wall rose. For use when there is no space in the existing ceiling/wall cavity	220 - 240V
GAIWATABHF-DALIB-240	antique bronze with smoked hand formed glass	DALI B included - The light will feature a deeper ceiling/wall rose. For use when there is no space in the existing ceiling/wall cavity	220 - 240V
GAIWATBZMO-DALIB-240	bronze with matt opal glass	DALI B included - The light will feature a deeper ceiling/wall rose. For use when there is no space in the existing ceiling/wall cavity	220 - 240V
GAIWATBZOG-DALIB-240	bronze with shiny opal glass	DALI B included - The light will feature a deeper ceiling/wall rose. For use when there is no space in the existing ceiling/wall cavity	220 - 240V
GAIWATBZSG-DALIB-240	bronze with smoked glass	DALI B included - The light will feature a deeper ceiling/wall rose. For use when there is no space in the existing ceiling/wall cavity	220 - 240V
GAIWATBZHF-DALIB-240	bronze with smoked hand formed glass	DALI B included - The light will feature a deeper ceiling/wall rose. For use when there is no space in the existing ceiling/wall cavity	220 - 240V
GAIWATSBMO-DALIB-240	satin brass with matt opal glass	DALI B included - The light will feature a deeper ceiling/wall rose. For use when there is no space in the existing ceiling/wall cavity	220 - 240V
GAIWATSBOG-DALIB-240	satin brass with shiny opal glass	DALI B included - The light will feature a deeper ceiling/wall rose. For use when there is no space in the existing ceiling/wall cavity	220 - 240V
GAIWATSBSG-DALIB-240	satin brass with smoked glass	DALI B included - The light will feature a deeper ceiling/wall rose. For use when there is no space in the existing ceiling/wall cavity	220 - 240V
GAIWATSBHF-DALIB-240	satin brass with smoked hand formed glass	DALI B included - The light will feature a deeper ceiling/wall rose. For use when there is no space in the existing ceiling/wall cavity	220 - 240V