

## TINTO PENDANT (FLEX)

**FINISH**

bronze with black silk braided fl x  
satin brass with black silk braided fl x

**DIMENSIONS (body of fixture)**

ø 450 x 145 mm (dia x h)

**WEIGHT**

7kg (15.4lbs)

please ensure ceiling structure is strong enough to support the weight of the light

**OVERALL DROP**

minimum 265 mm

supplied with 1000mm fl x as standard (adjustable on site)

**ILLUMINATION**

integrated LED - 8w - 2700K

LED driver to be installed in the ceiling rose

drivers must be installed up to 20 meters from the body of the light

**DIMMING**

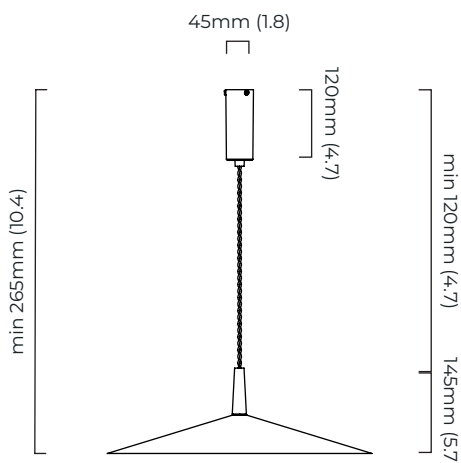
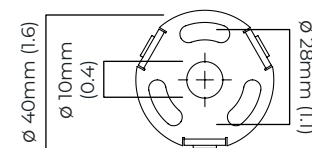
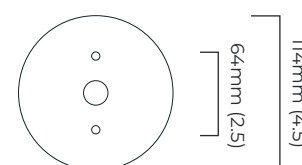
trailing edge dimmable / phase cut (rotary dimmer) - standard

DALI option available (220-240v only)

0/1-10v (220-240v or 110-130v) - on request

**CEILING ROSE / PLATE**

round ceiling rose - ø 45 x 120 mm (dia x h)

**CERTIFICATION****VIEW ON WEBSITE****mounting plate dimensions****North America  
junction box cover**

\*Diagrams are not to scale.

## TINTO PENDANT (FLEX) - DALI-A

### FINISH

bronze with black silk braided fl x  
satin brass with black silk braided fl x

### DIMENSIONS (body of fixture)

ø 450 x 145 mm (dia x h)

### WEIGHT

7kg (15.4lbs)

please ensure ceiling structure is strong enough to support the weight of the light

### OVERALL DROP

minimum 265 mm

supplied with 1000mm fl x as standard (adjustable on site)

### ILLUMINATION

integrated LED - 8w - 2700K

DALI converter to be installed in the ceiling cavity

drivers must be installed up to 20 meters from the body of the light

### DIMMING

DALI compatible

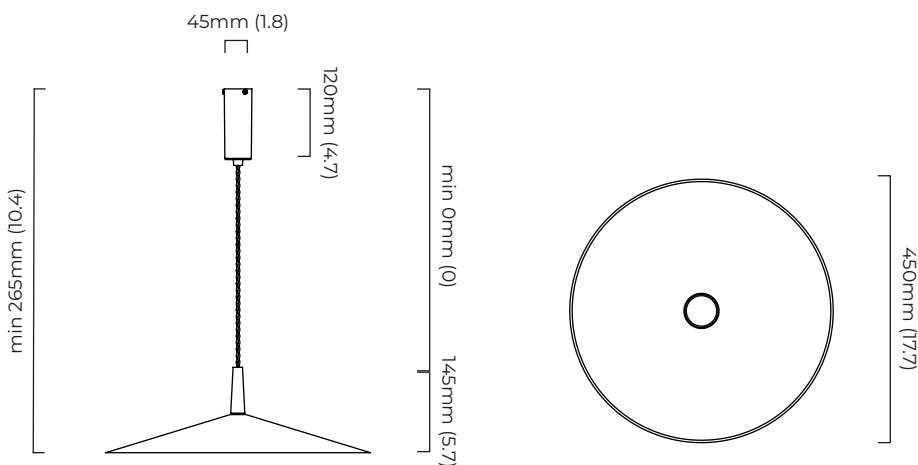
### CEILING ROSE / PLATE

round ceiling rose - ø 45 x 120 mm (dia x h)

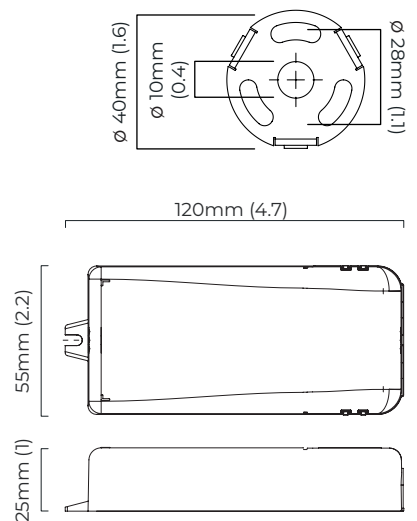
### CERTIFICATION



### VIEW ON WEBSITE



mounting plate dimensions



\*Diagrams are not to scale.

## TINTO PENDANT (FLEX) - DALI-B

### FINISH

bronze with black silk braided fl x  
satin brass with black silk braided fl x

### DIMENSIONS (body of fixture)

ø 450 x 145 mm (dia x h)

### WEIGHT

7kg (15.4lbs)

please ensure ceiling structure is strong enough to support the weight of the light

### OVERALL DROP

minimum 180 mm

supplied with 1000mm fl x as standard (adjustable on site)

### ILLUMINATION

integrated LED - 8w - 2700K

DALI LED driver to be installed in the ceiling rose

### DIMMING

Dali compatible

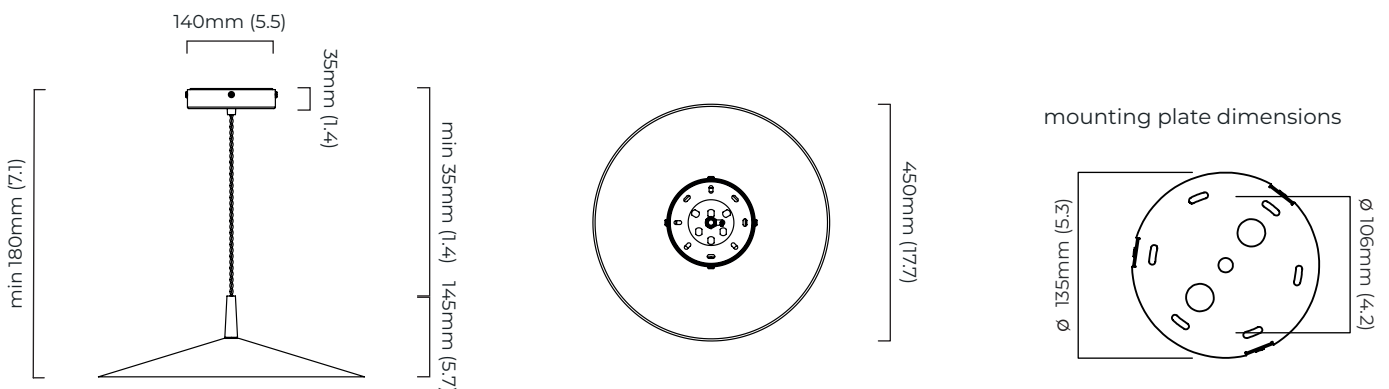
### CEILING ROSE / PLATE

round ceiling rose - ø 140 x 35 mm (dia x h)

### CERTIFICATION



### VIEW ON WEBSITE



\*Diagrams are not to scale.

## TINTO PENDANT (FLEX)

## TINTO PENDANT (FLEX)

| SKU NUMBER     | FINISH DESCRIPTION                       | VOLTAGE    |
|----------------|--|------------|
| TINPEMBZBF-240 | bronze with black silk braided fl x      | 220 - 240V |
| TINPEMSBBF-240 | satin brass with black silk braided fl x | 220 - 240V |
| TINPEMBZBF-110 | bronze with black silk braided fl x      | 110 - 130v |
| TINPEMSBBF-110 | satin brass with black silk braided fl x | 110 - 130v |

## TINTO PENDANT (FLEX) - DALI-A

| SKU NUMBER           | FINISH DESCRIPTION                       | TYPE OF DALI  | VOLTAGE    |
|----------------------|--|---|------------|
| TINPEMBZBF-DALIA-240 | bronze with black silk braided fl x      | DALI A included - For lights that do not require aesthetic alterations. Dali can be fi ted inside the ceiling/wall cavity | 220 - 240V |
| TINPEMSBBF-DALIA-240 | satin brass with black silk braided fl x | DALI A included - For lights that do not require aesthetic alterations. Dali can be fi ted inside the ceiling/wall cavity | 220 - 240V |

## TINTO PENDANT (FLEX) - DALI-B

| SKU NUMBER           | FINISH DESCRIPTION                       | TYPE OF DALI   | VOLTAGE    |
|----------------------|--|--|------------|
| TINPEMBZBF-DALIB-240 | bronze with black silk braided fl x      | DALI B included - The light will feature a deeper ceiling/wall rose. For use when there is no space in the existing ceiling/wall cavity. | 220 - 240V |
| TINPEMSBBF-DALIB-240 | satin brass with black silk braided fl x | DALI B included - The light will feature a deeper ceiling/wall rose. For use when there is no space in the existing ceiling/wall cavity. | 220 - 240V |