

**TINTO PENDANT (ROD)****FINISH**

bronze with bronze details  
bronze shade and finial with satin brass drop rod and ceiling rose  
satin brass with bronze details  
satin brass with satin brass details

**DIMENSIONS (body of fixture)**

ø 450 x 145 mm (dia x h)

**WEIGHT**

7kg (15.4lbs)

please ensure ceiling structure is strong enough to support the weight of the light

**OVERALL DROP**

minimum 265 mm  
supplied with 1000mm drop rod (12.7mm dia) as standard  
(adjustable on site)

**ILLUMINATION**

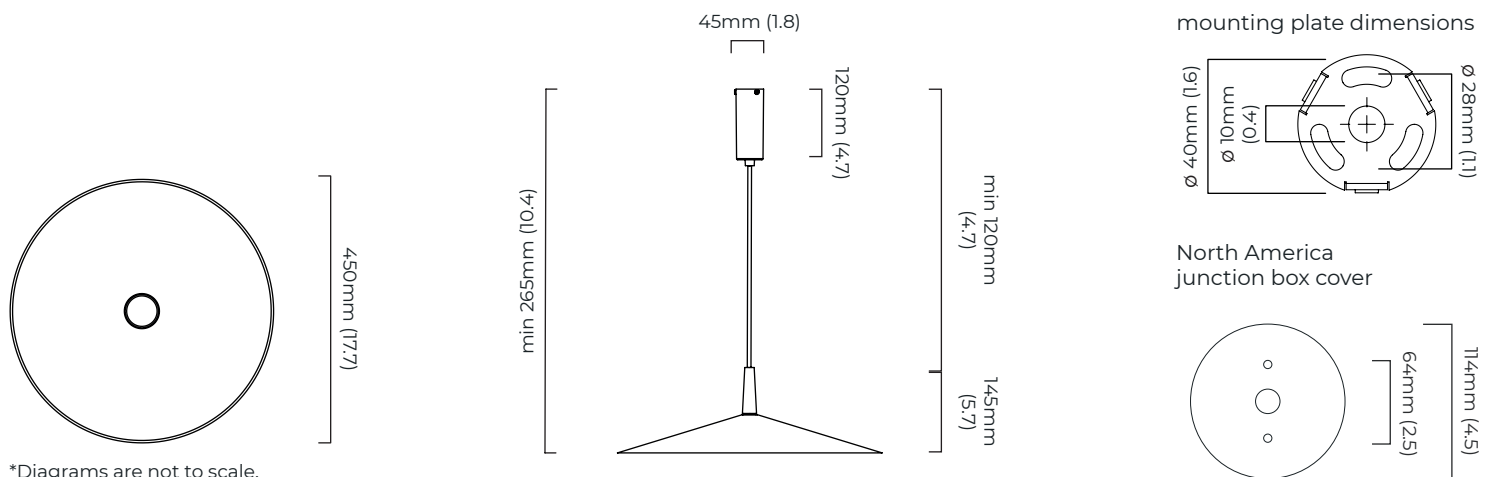
220-240v - integrated LED - 8w - 2700K  
110-130v - integrated LED - 8w - 2700K  
LED driver to be installed in the ceiling rose  
drivers must be installed up to 20 meters from the body of the light

**DIMMING**

trailing edge dimmable / phase cut (rotary dimmer) - standard  
DALI option available (220-240v only)  
0/1-10v (220-240v or 110-130v) - on request

**CEILING ROSE / PLATE**

round ceiling rose - ø 45 x 120 mm (dia x h)

**CERTIFICATION****VIEW ON WEBSITE**

\*Diagrams are not to scale.

## TINTO PENDANT (ROD) - DALI-A

### FINISH

bronze with bronze details  
bronze shade and finial with satin brass drop rod and ceiling rose  
satin brass with bronze details  
satin brass with satin brass details

### DIMENSIONS (body of fixture)

Ø 450 x 145 mm (dia x h)

### WEIGHT

7kg (15.4lbs)

please ensure ceiling structure is strong enough to support the weight of the light

### OVERALL DROP

minimum 265 mm  
supplied with 1000mm drop rod (12.7mm dia) as standard  
(adjustable on site)

### ILLUMINATION

integrated LED - 8w - 2700K  
DALI converter to be installed in the ceiling cavity  
drivers must be installed up to 20 meters from the body of the light

### DIMMING

DALI compatible

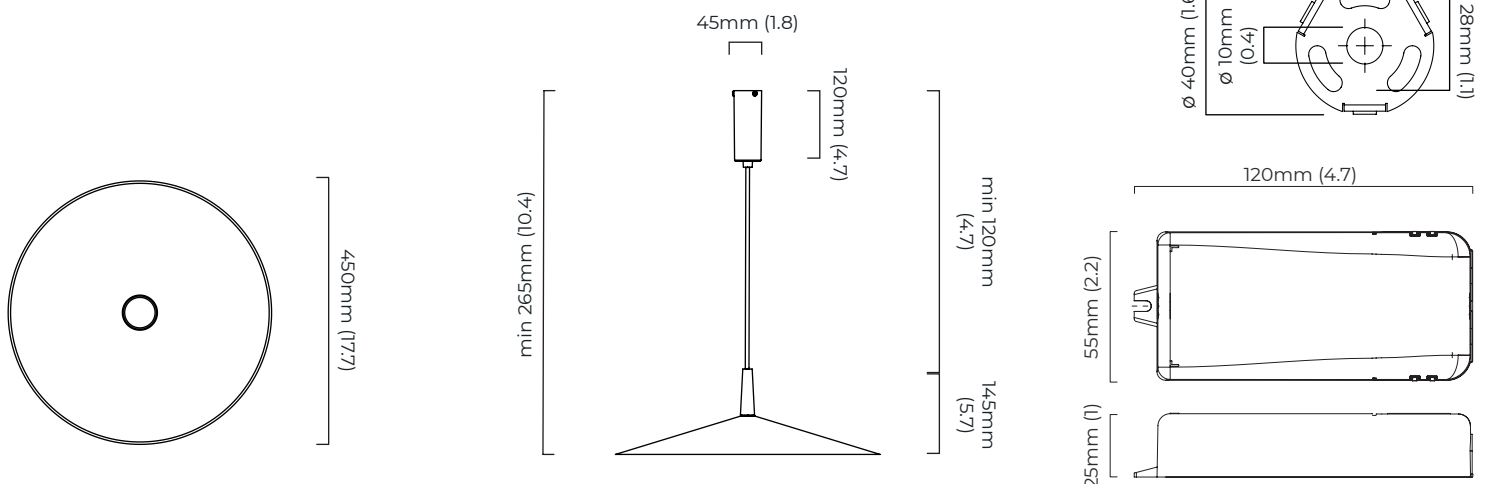
### CEILING ROSE / PLATE

round ceiling rose - Ø 45 x 120 mm (dia x h)

### CERTIFICATION



### VIEW ON WEBSITE



\*Diagrams are not to scale.

## TINTO PENDANT (ROD) - DALI-B

### FINISH

bronze with bronze details  
bronze shade and finial with satin brass drop rod and ceiling rose  
satin brass with bronze details  
satin brass with satin brass details

### DIMENSIONS (body of fixture)

Ø 450 x 145 mm (dia x h)

### WEIGHT

7kg (15.4lbs)

please ensure ceiling structure is strong enough to support the weight of the light

### OVERALL DROP

minimum 180 mm  
supplied with 1000mm drop rod (12.7mm dia) as standard  
(adjustable on site)

### ILLUMINATION

integrated LED - 8w - 2700K  
DALI converter to be installed in the ceiling rose

### DIMMING

DALI compatible

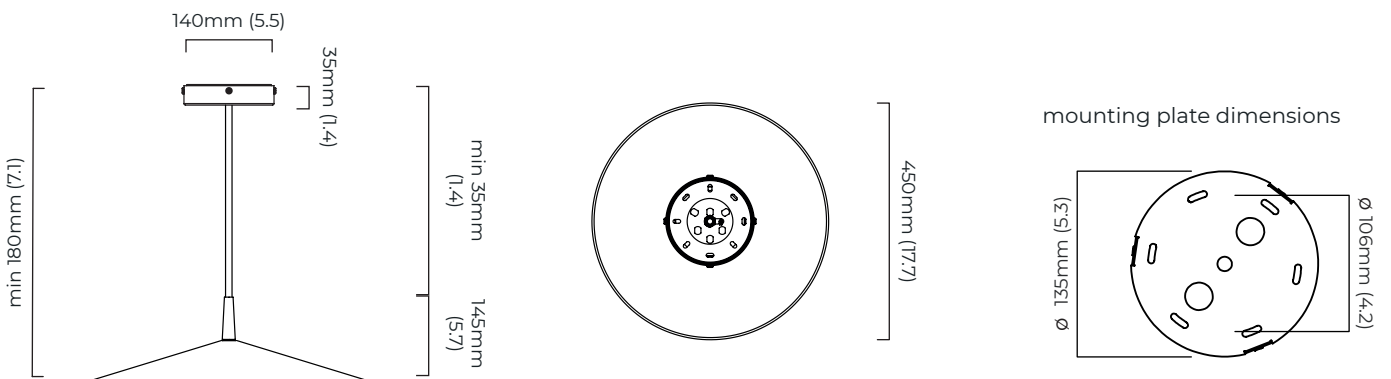
### CEILING ROSE / PLATE

round ceiling rose - Ø 140 x 35 mm (dia x h)

### CERTIFICATION



### VIEW ON WEBSITE



\*Diagrams are not to scale.

## TINTO PENDANT (ROD)

## TINTO PENDANT (ROD)

SKU NUMBER	FINISH DESCRIPTION	VOLTAGE
TINPEMBZBZ-240	bronze with bronze details	220 - 240V
TINPEMBZSB-240	bronze shade and finial with satin brass drop rod and ceiling rose	220 - 240V
TINPEMSBBZ-240	satin brass with bronze details	220 - 240V
TINPEMSBSB-240	satin brass with satin brass details	220 - 240V
TINPEMBZBZ-110	bronze with bronze details	110 - 130v
TINPEMBZSB-110	bronze shade and finial with satin brass drop rod and ceiling rose	110 - 130v
TINPEMSBBZ-110	satin brass with bronze details	110 - 130v
TINPEMSBSB-110	satin brass with satin brass details	110 - 130v

## TINTO PENDANT (ROD) - DALI-A

SKU NUMBER	FINISH DESCRIPTION	TYPE OF DALI	VOLTAGE
TINPEMBZBZ-DALIA-240	bronze with bronze details	DALI A included - For lights that do not require aesthetic alterations. Dali can be fitted inside the ceiling/wall cavity	220 - 240V
TINPEMBZSB-DALIA-240	bronze shade and finial with satin brass drop rod and ceiling rose	DALI A included - For lights that do not require aesthetic alterations. Dali can be fitted inside the ceiling/wall cavity	220 - 240V
TINPEMSBBZ-DALIA-240	satin brass with bronze details	DALI A included - For lights that do not require aesthetic alterations. Dali can be fitted inside the ceiling/wall cavity	220 - 240V
TINPEMSBSB-DALIA-240	satin brass with satin brass details	DALI A included - For lights that do not require aesthetic alterations. Dali can be fitted inside the ceiling/wall cavity	220 - 240V

## TINTO PENDANT (ROD) - DALI-B

SKU NUMBER	FINISH DESCRIPTION	TYPE OF DALI	VOLTAGE
TINPEMBZBZ-DALIB-240	bronze with bronze details	DALI B included - The light will feature a deeper ceiling/wall rose. For use when there is no space in the existing ceiling/wall cavity.	220 - 240V
TINPEMBZSB-DALIB-240	bronze shade and finial with satin brass drop rod and ceiling rose	DALI B included - The light will feature a deeper ceiling/wall rose. For use when there is no space in the existing ceiling/wall cavity.	220 - 240V
TINPEMSBBZ-DALIB-240	satin brass with bronze details	DALI B included - The light will feature a deeper ceiling/wall rose. For use when there is no space in the existing ceiling/wall cavity.	220 - 240V
TINPEMSBSB-DALIB-240	satin brass with satin brass details	DALI B included - The light will feature a deeper ceiling/wall rose. For use when there is no space in the existing ceiling/wall cavity.	220 - 240V