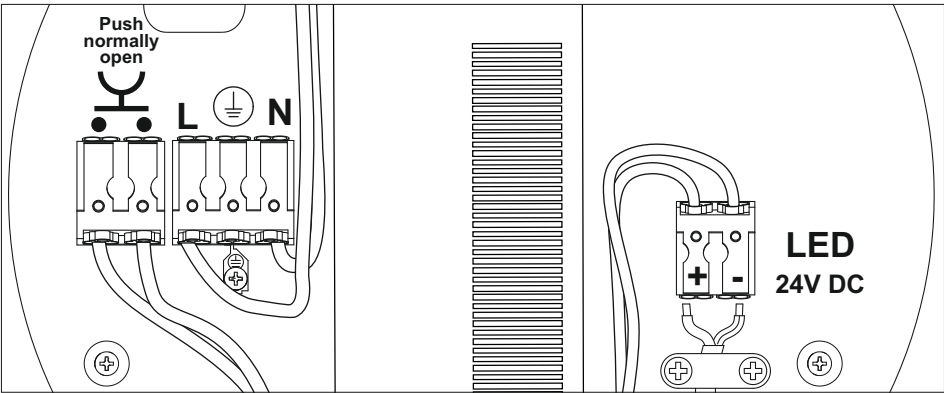
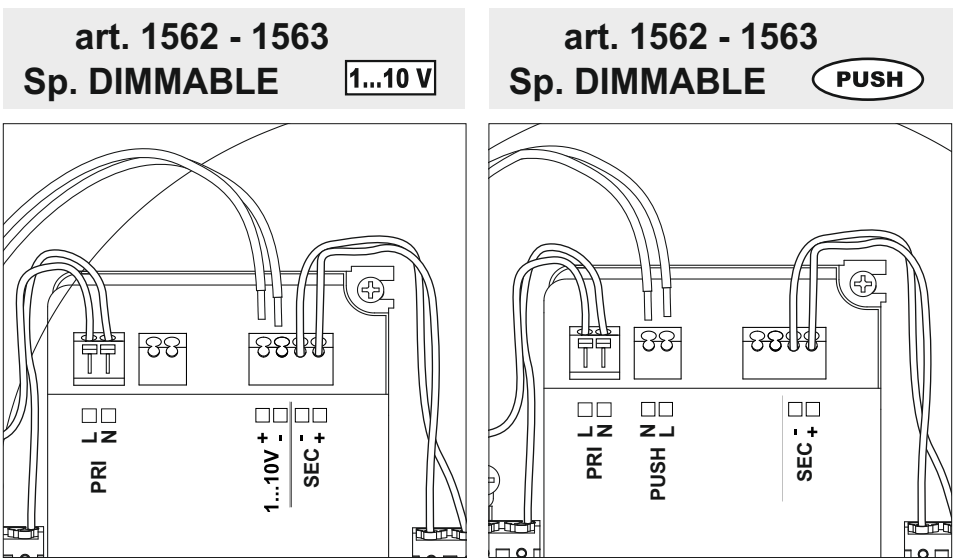
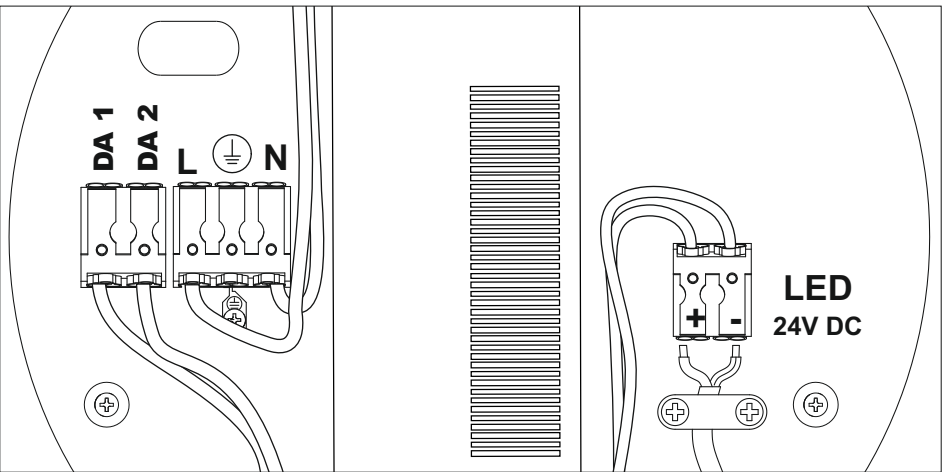


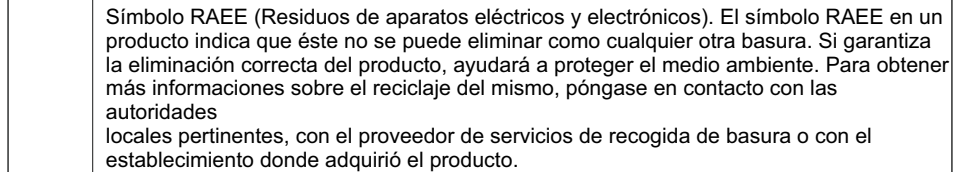
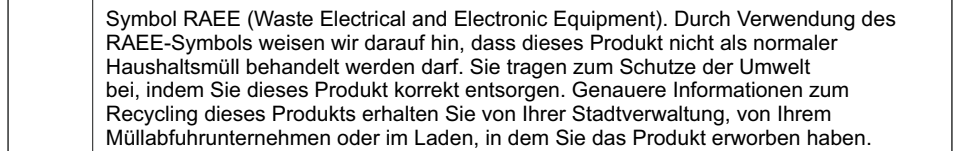
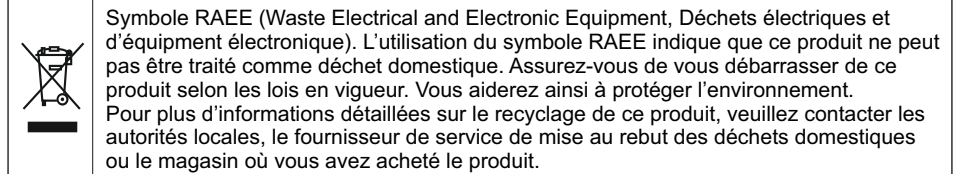
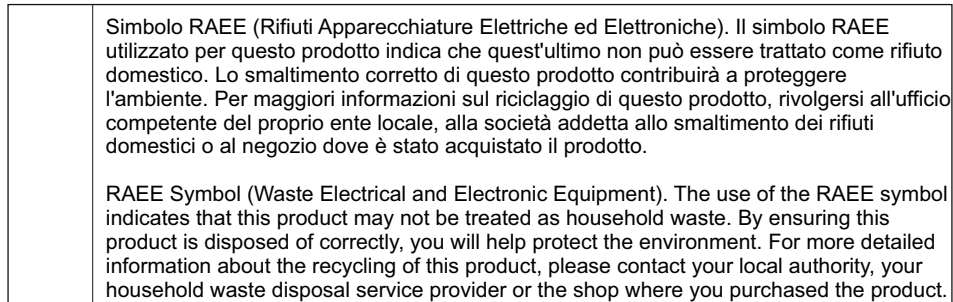
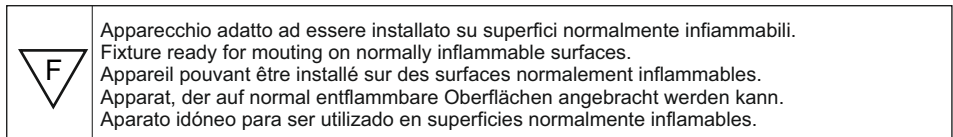
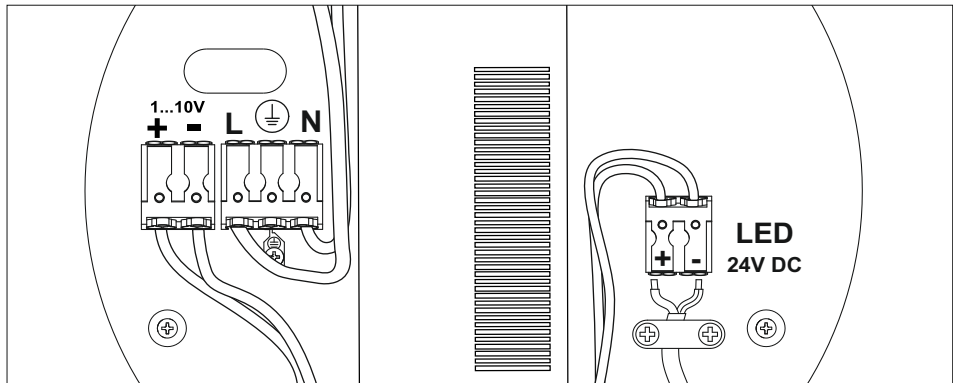
art. 1564 Sp. DIMMABLE PUSH



art. 1562 - 1563 - 1564 Sp. DIMMABLE DALI



art. 1564 Sp. DIMMABLE 1...10 V



Rev 06-2022

art. 1562
Ø 70 cm
/W - LED 37,8W 4746lm 4000K CRI>90
/WW - LED 37,8W 4242lm 3000K CRI>90
/XW - LED 37,8W 3969lm 2700K CRI>90

art. 1563
Ø 100 cm
/W - LED 54W 6780lm 4000K CRI>90
/WW - LED 54W 6060lm 3000K CRI>90
/XW - LED 54W 5670lm 2700K CRI>90

art. 1564
Ø 150 cm
/W - LED 81W 10170lm 4000K CRI>90
/WW - LED 81W 9090lm 3000K CRI>90
/XW - LED 81W 8505lm 2700K CRI>90



EGOLUCE s.r.l. - via I. Newton, 12 - 20016 Pero, Milano - Italy
Tel. +39 02339586.1 - Fax +39 023535112 - www.egoluce.com info@egoluce.com

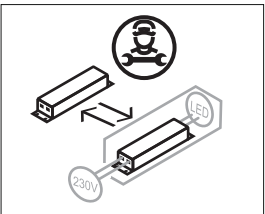
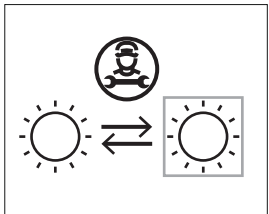
Solo l'uso corretto delle istruzioni garantisce la sicurezza dell'apparecchio:
E' NECESSARIO CONSERVARLE
L'installazione e la manutenzione dell'apparecchio deve essere fatta esclusivamente da personale specializzato. Disinserire la tensione prima di ogni intervento sull'apparecchio. Per un corretto montaggio vedere lo schema allegato. Questo prodotto contiene una sorgente luminosa di classe di efficienza energetica F. **EU2019/15**

This equipment is guaranteed only if used as indicated in these instructions:
PRESERVE THIS INSTRUCTIONS
The fitting has to be installed and maintained only by qualified staff.
Before any operation on this equipment, disconnect the power supply.
For a correct assembling see the here enclosed diagram. This product contains a light source of energy efficiency class F. **EU2019/15**

La sécurité de l'appareil n'est garantie que par le respect des instructions suivantes.
IL EST NECESSAIRE LES CONSERVER
L'installation et l'entretien de l'appareil doivent être faits exclusivement par du personnel qualifié. Disjoindre le courant de réseau avant toute opération sur l'appareil. Pour le montage suivre le schéma ici-joint. Ce produit contient une source lumineuse de classe énergétique F. **EU2019/15**

Nur bei Befolgung der nachfolgenden Anweisungen, ist die Sicherheit des Geräts gewährleistet.
AUFBEWAHREN SIE BITTE DIE ANWEISUNGEN
Die Installation und die Unterhaltung des Geräts müssen ausschliesslich durch qualifiziertes Personal erfolgen. Abschalten die Netzspannung vor Auswechseln der Lampe. Für eine einwandfrei Montage siehe Beigefügte. Dieses Produkt beinhaltet eine Lichtquelle der Energieeffizienzklasse F. **EU2019/15**

Solamente el correcto cumplimiento de las instrucciones puede garantizar la seguridad del aparato:
ES NECESARIO CUMPLIRLAS.
La instalación y mantenimiento del aparato deben realizarse por un profesional. Desconectar la tensión antes de cualquier intervención en el aparato. Para un ensamblaje correcto, consultar el esquema adjunto. Este producto incluye una fuente de luz de clase energética F. **EU2019/15**



A

Art. 1562 Ø 68 cm
Art. 1563 Ø 96 cm
Art. 1564 Ø 143 cm

x3

0991/A
Kit fissaggio singola lampada
Single lamp cable kit

3 Cavi acciaio 2mt.
3 Decentratori fissaggio cavo.
3 Clip reggi lampada.

3 Steel cables 2mt.
3 Element for cable fixing.
3 Suspension clips.

*
Viti e tasselli non inclusi
Screw and plugs not included

B

C

D

x3

E

1

2

F

G

Click

H

I

OK

L

1

2

3

M

N

Preparazione del cavo coassiale - Coaxial cable prepering