



Glides are the small “feet” at the bottom of each chair leg. Adding new glides - and making sure you have the right type of glides for your floor - can make the world of difference and breathe new life into your product.

Our glides are tailored to fit individual Emeco chair models. There are different glides for different applications - hard floors, carpeted floors, outdoor use etc. Feel free to [contact us](#) to ensure you get the right glides for your product and floor. Our Customer Service team will be happy to assist personally.

EMECO GLIDES OVERVIEW



TPU GLIDES (SOFT PLASTIC) FOR ALL-ROUND USE

Standard on most Emeco chairs. Ships in a set of four, with each glide designed to fit a specific chair leg. Suitable for outdoor use.



HARD PLASTIC POLYCARBONATE GLIDE FOR CARPET

Recommended for to reduce friction on carpeted floors. Ships in a set of four, with each glide designed to fit a specific chair leg. Suitable for outdoor use.



HARD PLASTIC POLYCARBONATE GLIDE WITH FELT FOR HARD FLOORS

Recommended for noise reduction on hard floors. Ships in a set of four, with each glide designed to fit a specific chair leg. Indoor use only.



ORIGINAL NAVY GLIDES

Original round metal glide with a hard polycarbonate cap, for the Navy collection. For all-round use. Especially suited for carpeted floors, to reduce friction. Ships in a set of four, with each glide designed to fit a specific chair leg. Suitable for outdoor use.



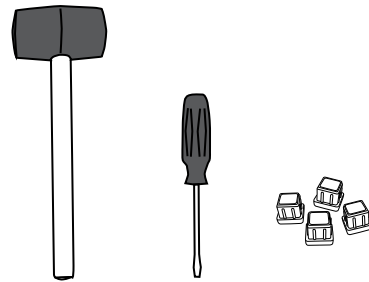
SOFT PLASTIC TPU GLIDES FOR 111 NAVY

Ships in a set of four, with each glide designed to fit a specific chair leg. Glides are secured with a screw. Suitable for outdoor use.

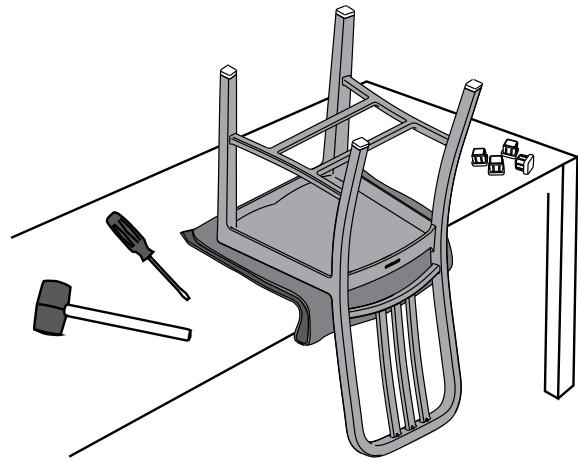
REPLACEMENT OF EMECO GLIDES

You will need:

- A flat-head screwdriver
- A rubber mallet or hammer



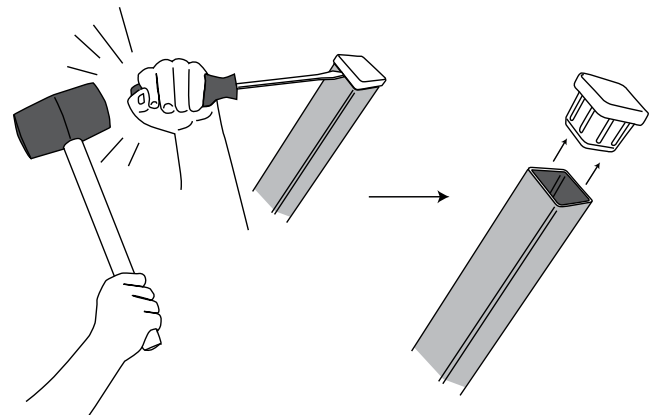
1.
Place the chair upside down on a table.
We recommend that you place a towel or blanket between the table and chair to avoid scratching.



2.
To remove the existing glide, place the screwdriver along the square edge of the existing glide.

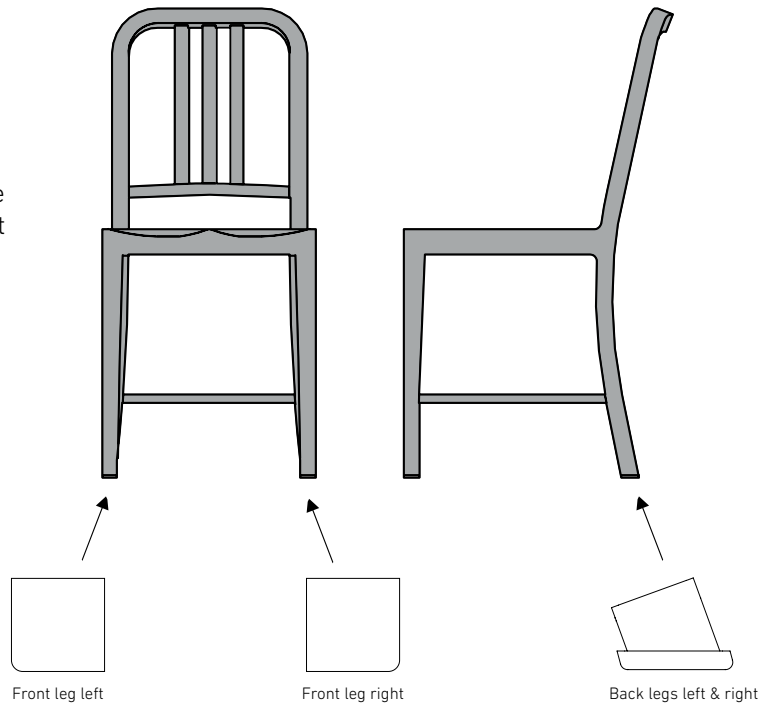
Using the hammer or mallet, gently tap the screwdriver on all four sides of the glide evenly to back it out of the chair leg.

If you want to remove an original Navy metal glide, please take great care inserting the screwdriver between the glide and the chair leg. Forceful removal can damage the bottom of the chair leg.



REPLACEMENT OF EMECO GLIDES

3.
Locate the correct glide for each chair leg. Note that the glides are shaped to fit a specific chair leg. For the front legs, the rounded corner of the glide should match the rounder corner of the chair leg. For the back legs, the glides are angled to fit the angle of the chair leg.



4.
Insert the replacement glides using a rubber mallet. The glides are designed to create a tight fit, so you may need to hammer with some force, and the plastic may scrape a bit on the ridges to achieve the tight fit.

See our short instruction films how to insert specific glides:

Hard plastic glides (Lexan glides):

[Front legs chair](#)


[Rear legs chair](#)

[Into a stool](#)

All-round soft plastic TPU glides:

[Front legs chair](#)

[Rear legs chair](#)



EMECO GLIDES INDEX

COLLECTION		STANDARD GLIDES	OPTIONAL GLIDES
1006 NAVY 1104 NAVY NAVY OFFICER NAVY SEMI-UPHOLTERED EMECO STOOL HERITAGE	HUDSON ICON KONG	PLASTIC TPU	ORIGINAL NAVY METAL GLIDE WITH A HARD POLYCARBONATE CAP FOR CARPET ADD \$25 (SET OF 4 GLIDES). HARD PLASTIC POLYCARBONATE GLIDE FOR CARPET ADD \$20 (SET OF 4 GLIDES). HARD PLASTIC POLYCARBONATE GLIDE WITH FELT FOR NOISE REDUCTION ON HARD FLOORS ADD \$20 (SET OF 4 GLIDES).
111 NAVY		PLASTIC TPU	
NAVY WOOD		PLASTIC TPU	HARD PLASTIC POLYCARBONATE GLIDE FOR CARPET ADD \$20 (SET OF 4 GLIDES). HARD PLASTIC POLYCARBONATE GLIDE WITH FELT FOR NOISE REDUCTION ON HARD FLOORS ADD \$20 (SET OF 4 GLIDES).
1 INCH RECLAIMED		PLASTIC TPU	
1 INCH ALL ALUMINUM		PLASTIC TPU	
1 INCH		PLASTIC TPU	
1951		HARD PLASTIC POLYCARBONATE	HARD PLASTIC POLYCARBONATE GLIDE WITH FELT FOR NOISE REDUCTION ON HARD FLOORS ADD \$20 (SET OF 4 GLIDES).
20-06 SEATS		PLASTIC TPU	HARD PLASTIC POLYCARBONATE GLIDE FOR CARPET ADD \$20 (SET OF 4 GLIDES). HARD PLASTIC POLYCARBONATE GLIDE WITH FELT FOR NOISE REDUCTION ON HARD FLOORS ADD \$20 (SET OF 4 GLIDES).
ALFI		HARD PLASTIC POLYCARBONATE	
ALFI ALUMINUM		PLASTIC ABS	
BROOM		PLASTIC TPU	
LANCASTER		PLASTIC TPU	
ON&ON		PLASTIC TPU	
RUN		PLASTIC TPU	
SU		PLASTIC TPU	
UTILITY		HARD PLASTIC	
ZA		HARD PLASTIC POLYCARBONATE	HARD PLASTIC POLYCARBONATE GLIDE WITH FELT FOR NOISE REDUCTION ON HARD FLOORS ADD \$20 (SET OF 4 GLIDES).