

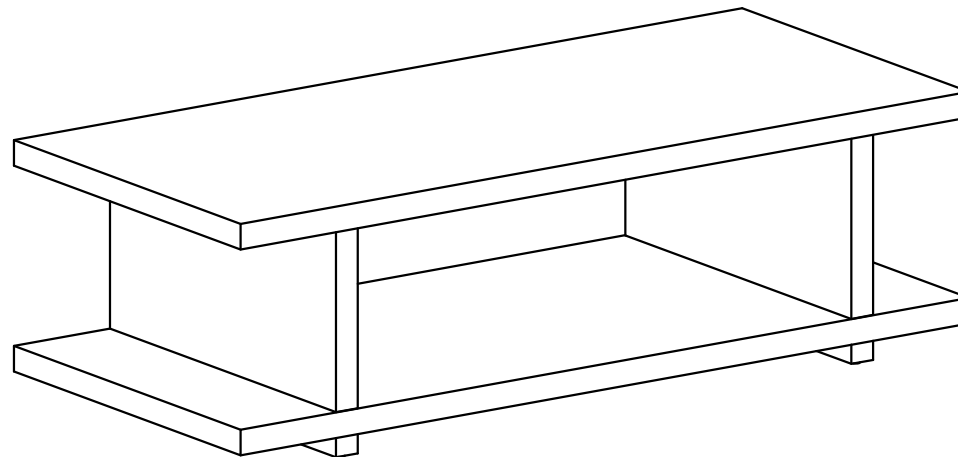
MOE'S

h o m e c o l l e c t i o n

ASSEMBLY INSTRUCTIONS.

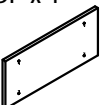

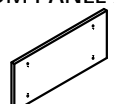





MIRI COFFEE TABLE WALNUT

ER-2096-03

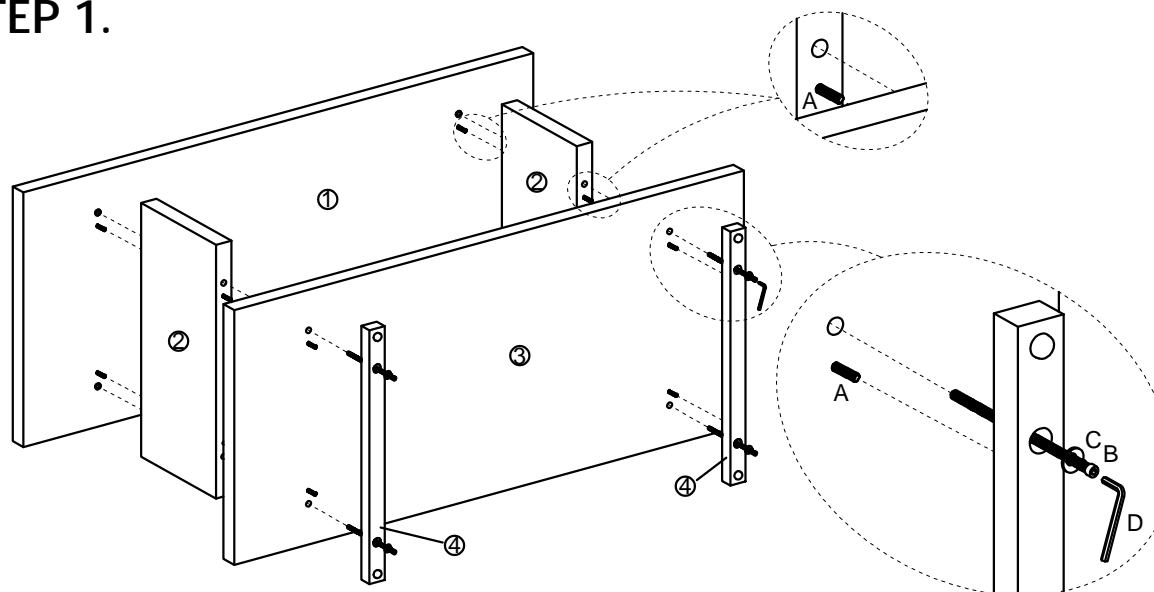


THANK YOU FOR YOUR PURCHASE!

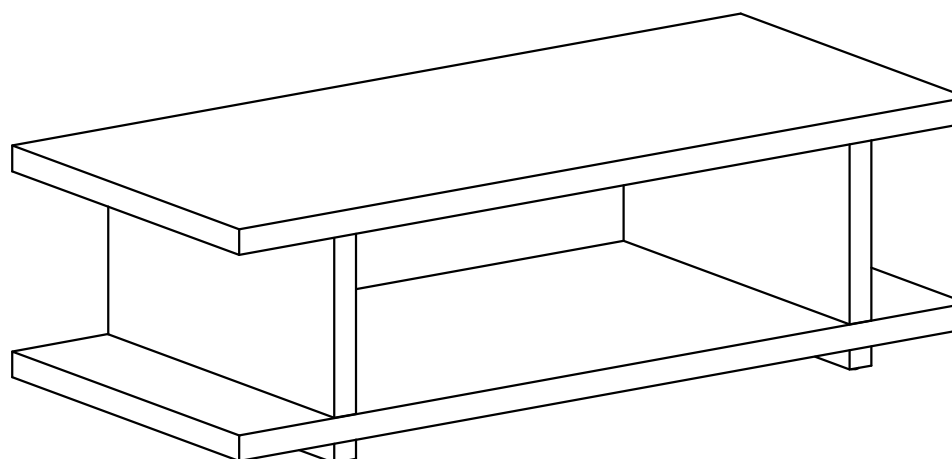
PARTS AND HARDWARE.

1. TABLE TOP x 1 	2. MIDDLE SIDE PANEL x 2 
3. BOTTOM PANEL x 1 	4. LEG x 2 
A. WOOD PLUG x 12 	B. BOLT M8*370 x 4 
C. FLAT WASHER DIA20MM x 4 	D. ALLEN KEY M6 x 1 

STEP 1.



STEP 3.



NOTES.

Thank you for purchasing this quality product! Be sure to check all packing material carefully for small part that may have come loose inside the carton during shipping.

CAUTION: The item is heavy, assembly should be performed by two people.