

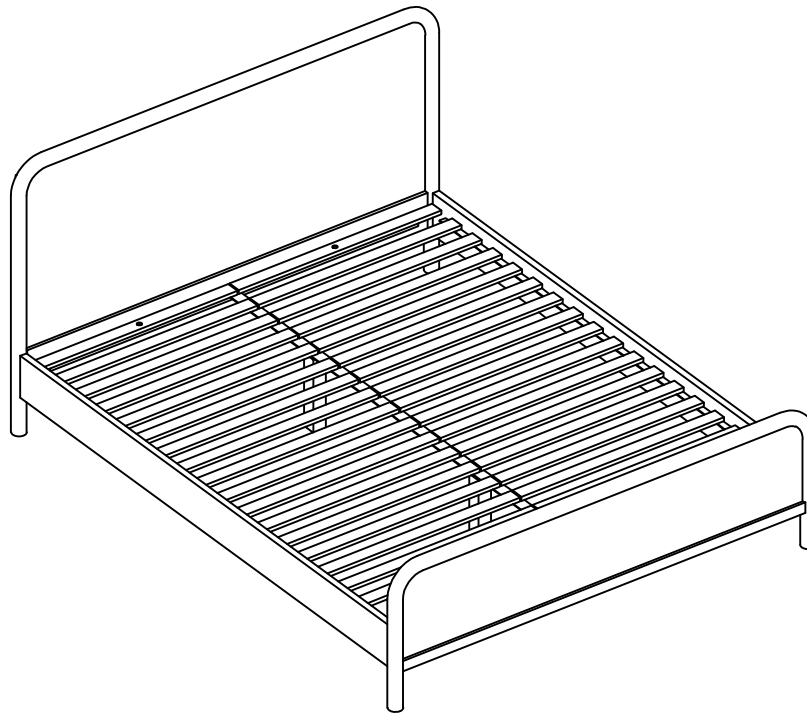
MOE'S

home collection

ASSEMBLY INSTRUCTIONS.

RYE QUEEN BED WARM BROWN







BZ-1145-03-0









THANK YOU FOR YOUR PURCHASE!

PARTS & HARDWARE.

PART LIST

NO.	DESCRIPTION	IMAGE	Qty
A.	BED HEAD		1
B.	FOOT RAIL		1
C.	MIDDLE RAIL		1
D.	SIDE RAIL		2
E.	MIDDLE LEG		2
F.	MATT. SLATE		2

HARDWARE LIST

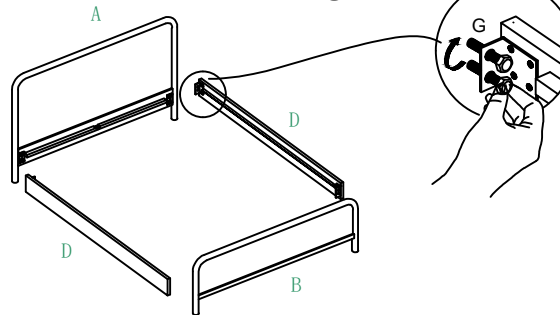
G.	Hexa Bolt 8x25mm		8
H.	Spanner 16-17		1
I.	Allen Bolt 8x16mm		4
J.	Nut Bolt 6x75mm		2
K.	Washer 8x25mm		4
L.	Allen Key 4mm		1

NOTES.

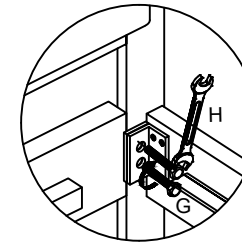
Thank you for purchasing this quality product!
Be sure to check all packing material carefully
for small part that May have come loose
inside the carton during shipping.

CAUTION: The Item is heavy, assembly
should be performed by two people.

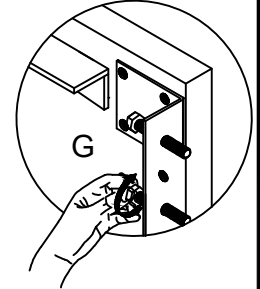
STEP 1.



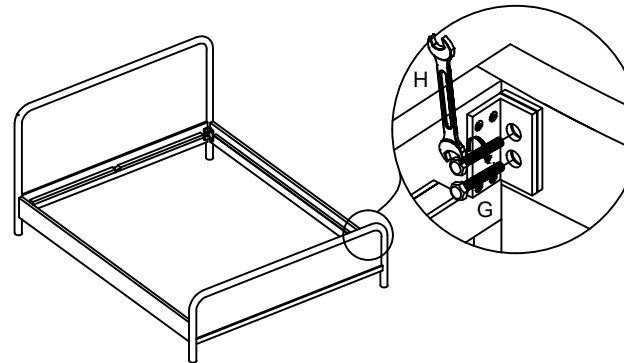
STEP 2.



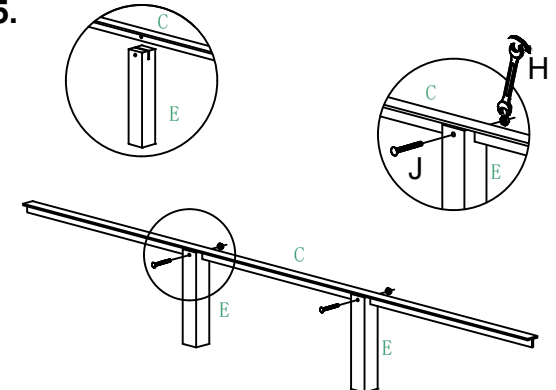
Step 3



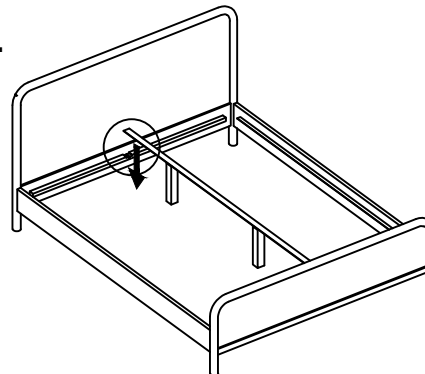
Step 4



STEP 5.



STEP 5.



STEP 6.

