

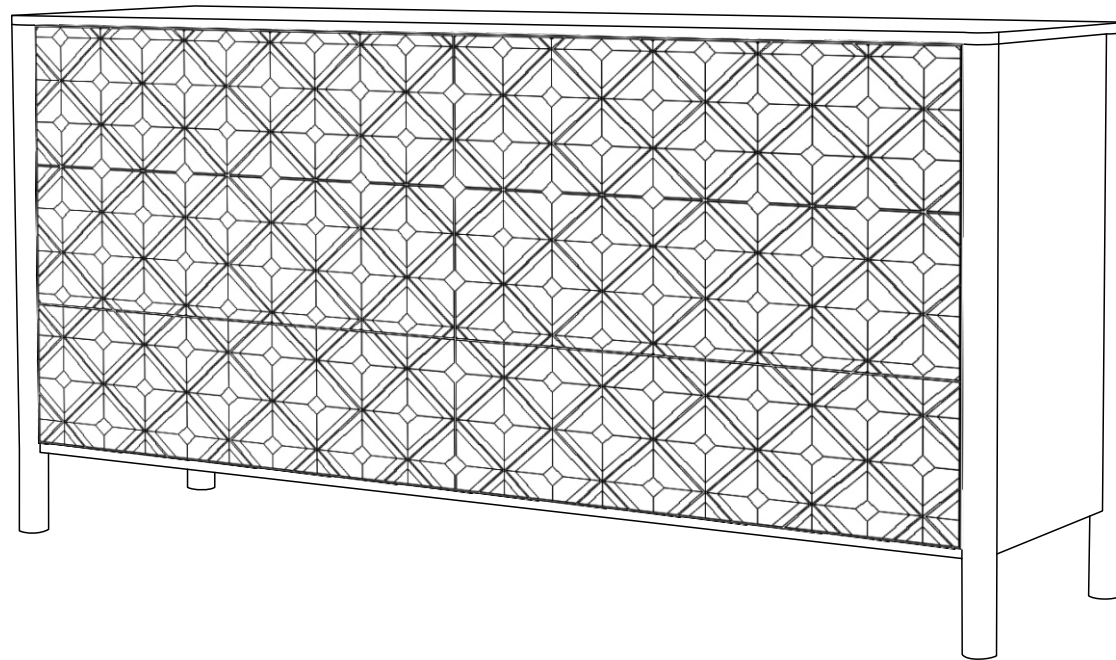
MOE'S

h o m e c o l l e c t i o n

ASSEMBLY INSTRUCTIONS.

FULTON 6 DRAWER DRESSER NATURAL

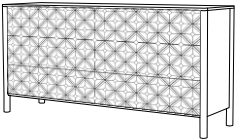
PZ-1011-24








THANK YOU FOR YOUR PURCHASE!

PARTS AND HARDWARE.

PARTS LIST

No.	DESCRIPTION	IMAGE	Q'TY
P1	BODY		1

HARDWARE LIST

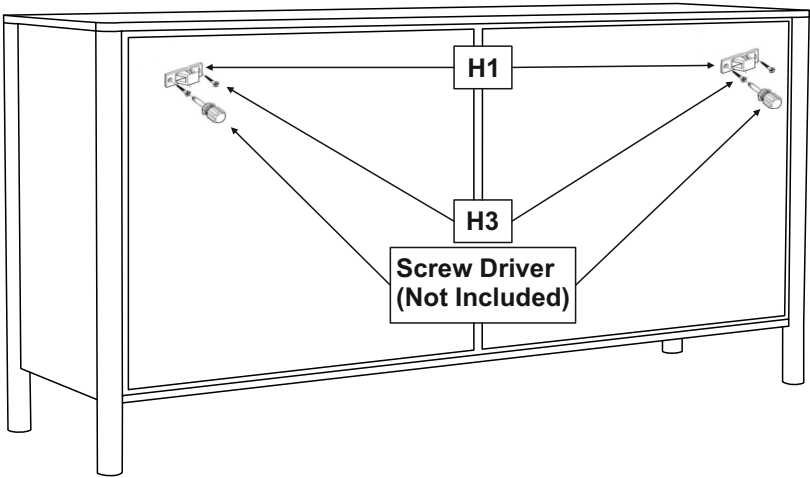
No.	DESCRIPTION	IMAGE	Q'TY
H1	BRACKET		4
H2	LONG SCREW LENGTH 0.15Øx1"(4Øx25.4 mm)		4
H3	SMALL SCREW LENGTH 0.15Øx.75"(4Øx19.05 mm)		4
H4	NYLON STRAP		2
H5	WALL PLUG		4

NOTES.

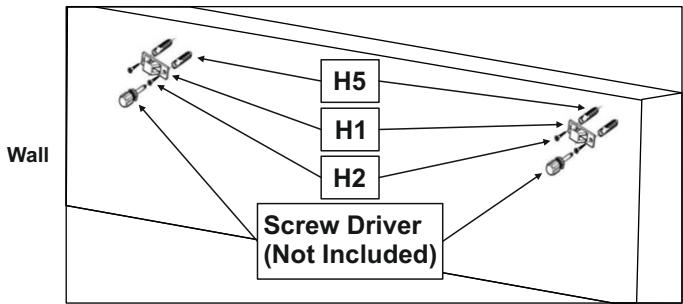
Thank you for purchasing this quality product! Be sure to check all packing material carefully for small part that may have come loose inside the carton during shipping.

CAUTION: The item is heavy, assembly should be performed by two people.

STEP 1.



STEP 2.



STEP 3.

