

ESTABLISHED & SONS
United Kingdom
Phone +44 (0)20 7608 0990
establishedandsons.com

ESTANDSONS LTD
Estandsons Warehouse
Intereuropa d.d.
Mednarodni prehod 8,
SI-5290 Šempeter pri Gorici,
Slovenija



AURA LIGHT
Sabine Marcelis

AURA LIGHT

Sabine Marcelis

Harnessing Marcelis' expertise in the utilisation of cast translucent materials, the suspended cylindrical bar of the Aura Light can stand alone or work as part of a grouping. Over a metre in length, the design is made from a bio-epoxy resin, formulated using by-products from the agricultural industry.

A replaceable glass LED tube is housed within the coloured resin case, with the light travelling through the material to create a warm glow. Easy on the eyes, this soft ambient light effect is ideal for a home-working environment as well as relaxed living and office spaces.

THE DESIGNER

Known for her experimentation with colour and materials, Sabine Marcelis founded her studio in Rotterdam after graduating from Design Academy Eindhoven in 2011. Originally from New Zealand, Marcelis studied Industrial Design at the Victoria University of Wellington before moving to The Netherlands.



General Information

IMPORTANT, RETAIN FOR FUTURE REFERENCE: READ CAREFULLY

DESIGN
2020

DESCRIPTION
Suspension Light

MATERIALS
Polyester resin, powder-coated steel fixings, steel suspension cable

DIMENSIONS
S1: L1100mm × D75mm × H87.5mm, Cable Length L2000mm

LIGHT SOURCE
S1: Satco LN150 DIM, 110/120V, LED 13W, S14s

COLOURS:
Yellow / Rose Bio-Epoxy resin
All fixings matt powder-coated white RAL 9010

CLEANING GUIDELINES
For major maintenance or repairs, consult the retailer.
ATTENTION! Ensure the electrical supply is switched off before cleaning.
Clean electrical parts with a soft dry cloth only.
To clean the Bio-Epoxy resin body wear gloves and use a slightly damp cloth with warm water, avoiding any abrasives or solvents. For tougher stains, use glass cleaner or pure alcohol with care.

USER INSTRUCTIONS
Always use a qualified electrician for the installation. Follow national, wiring and building, regulations.
It is recommended to wear gloves when handling the Bio-Epoxy resin body.
Take care when inserting bulb into bulb holders, listen for CLICK sound.
This product is for indoor use only. Keep out of direct sunlight.
When securing to ceiling, ensure that fixings are suitable for building fabric.
Protect against exposure to heat above 60°C. Not recommended for continuous use over 16h.

REQUIRED FOR INSTALLATION



Combi Drill



1x Plug Fixing

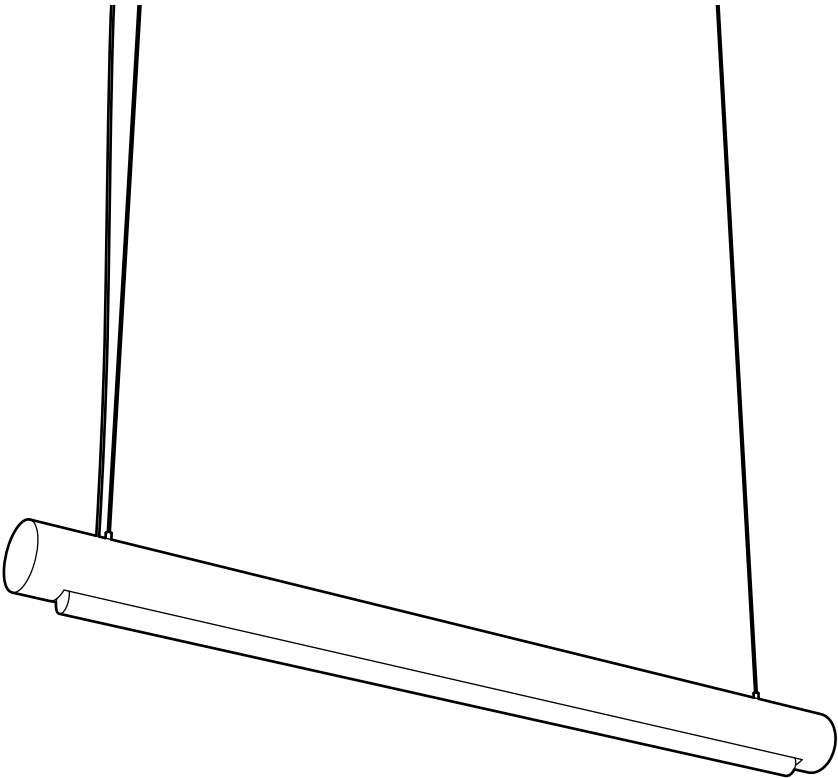


1x Screw

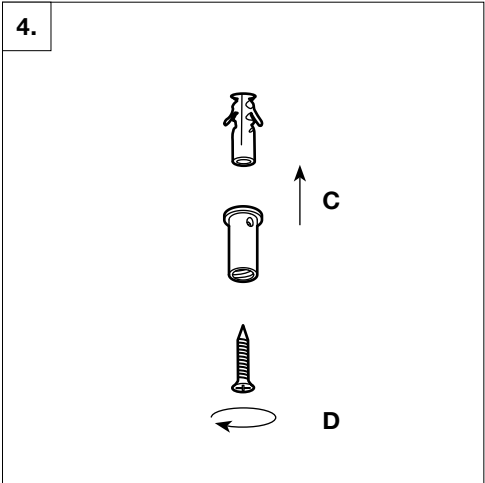
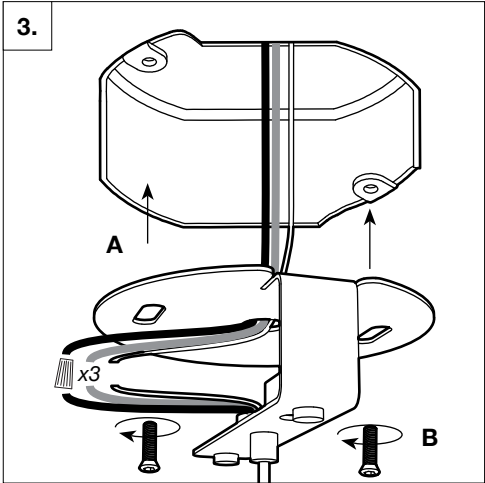
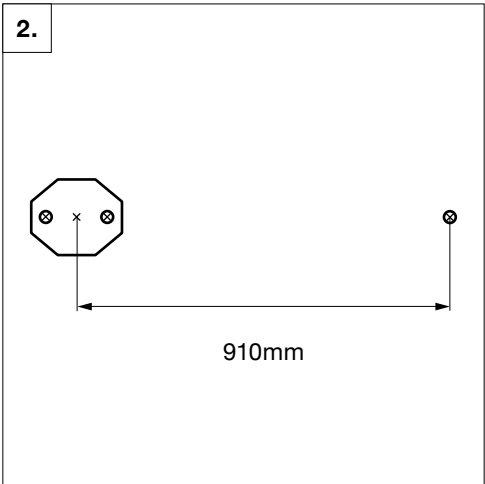
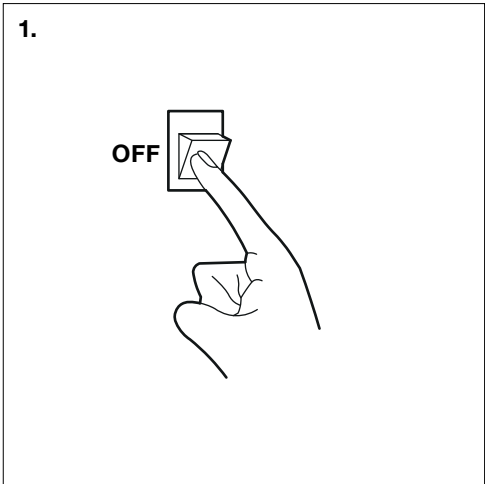


2x Socket Screws

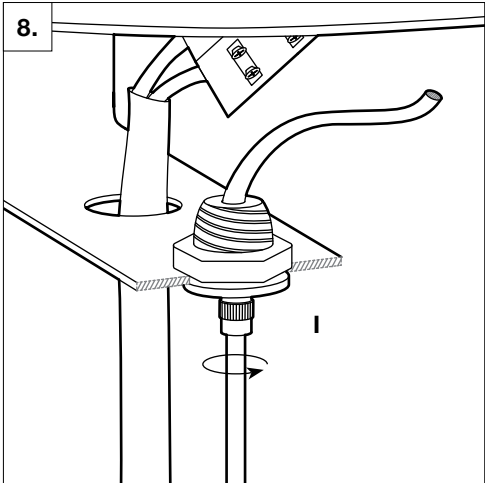
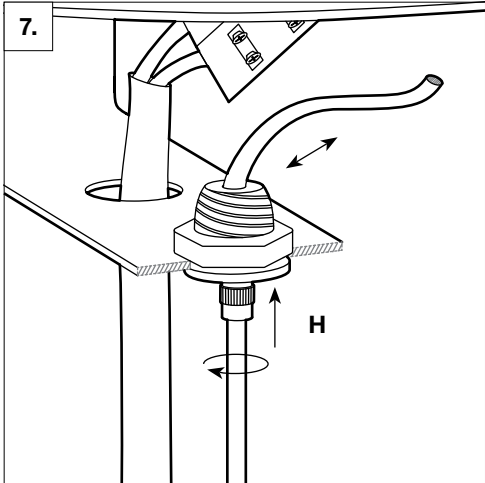
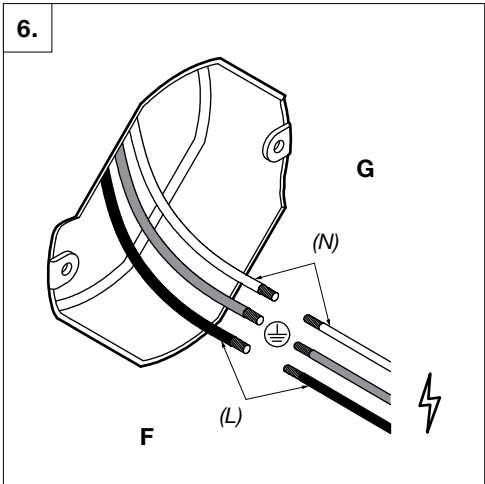
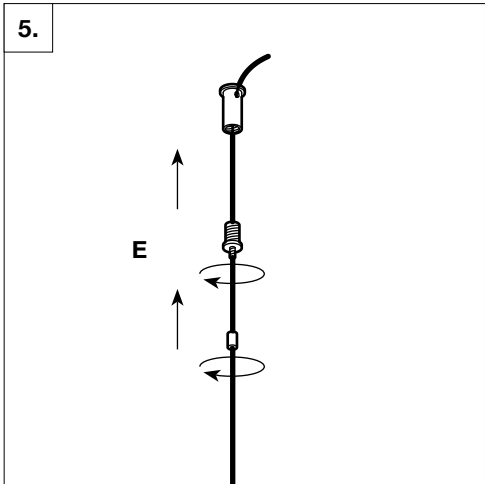
Installation



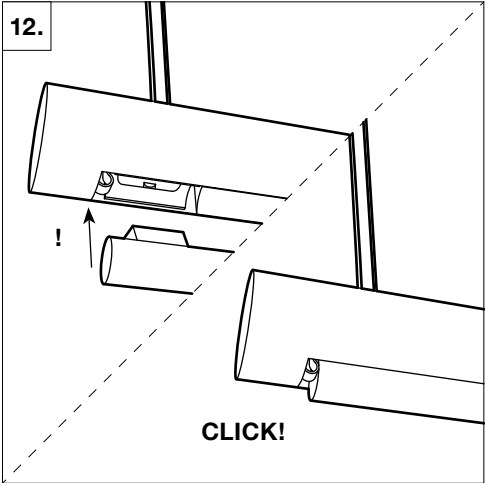
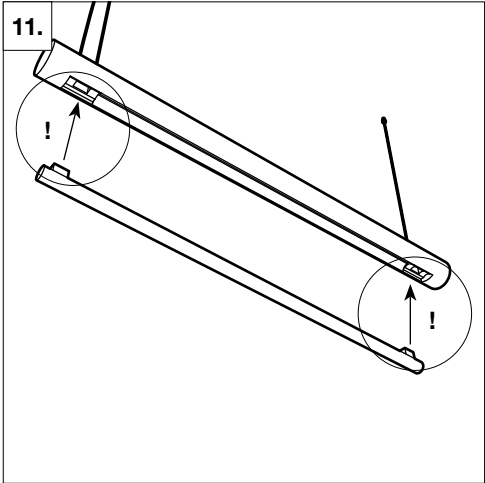
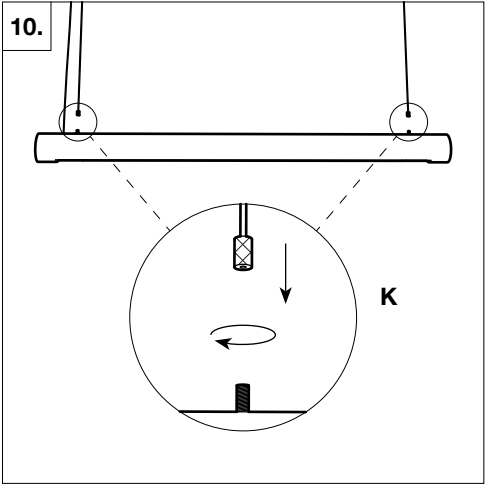
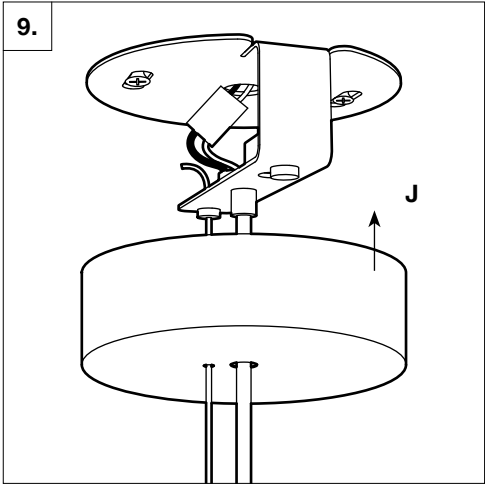
Installation




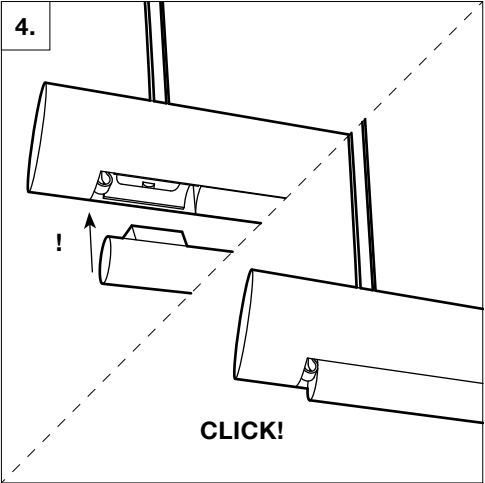
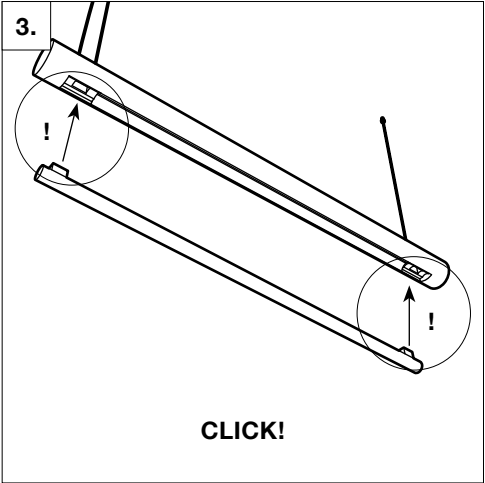
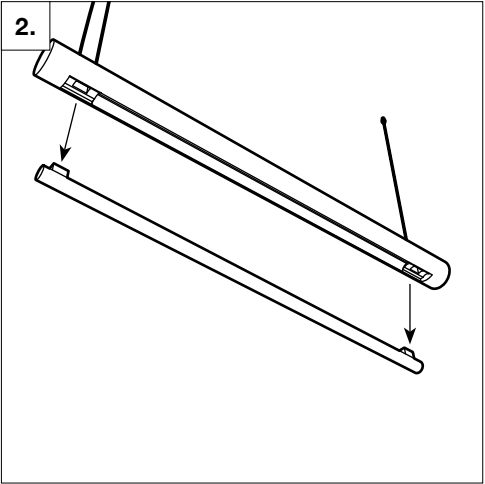
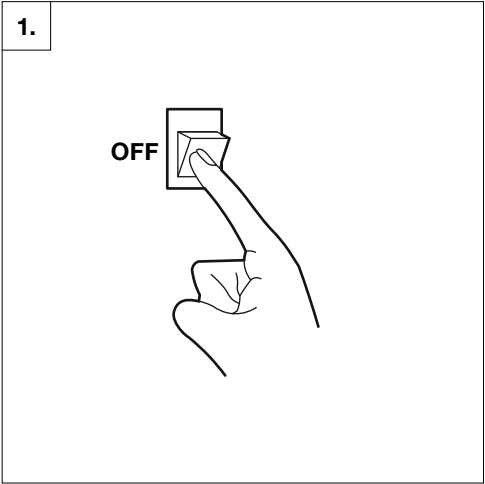
Installation

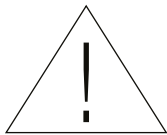


Installation



Bulb Replacement





**<EN> INSTRUCTIONS FOR CORRECT
INSTALLATION AND USE
IMPORTANT!**

Before installing and whenever acting on the luminaire ensure that the electrical supply is switched OFF. Always use a qualified electrician for the installation. Contact your local electricity authority for advice. Damaged electrical parts of the luminaire should be exclusively replaced by the manufacturer or a qualified person. E&S declines all responsibility for products that are modified.

**<ES> INSTRUCCIONES PARA EL USO
Y LA INSTALACIÓN CORRECTOS
¡IMPORTANTE!**

Antes de instalarla y siempre que manipule la luminaria, asegúrese de que el suministro eléctrico esté APAGADO. Reccura siempre a un electricista cualificado para la instalación. Póngase en contacto con su compañía local de electricidad para solicitar información. Las piezas eléctricas averiadas de la luminaria solo deben ser reemplazadas por el fabricante o por una persona cualificada. E&S declina toda responsabilidad por los productos que hayan sido modificados.

**<IT> ISTRUZIONI PER UN CORRETTO
MONTAGGIO ED USO
IMPORTANTE!**

Prima di installare ed ogni volta che si interviene sull'apparecchio assicurarsi che la tensione di alimentazione sia SPENTA. Per il montaggio rivolgersi sempre ad un elettricista qualificato. Contattare l'ente locale competente per qualunque suggerimento. Le parti elettriche danneggiate devono essere sostituite esclusivamente dal costruttore o da una persona qualificata. E&S declina da ogni responsabilità per prodotti che sono stati modificati.

**<DE> INSTALLATIONS- WARTUNGS- UND
BEDIENUNGSHINWEISE
ACHTUNG!**

Licht vor Installation, Wartung und Reinigung immer von der Stromversorgung trennen. Installation sollte immer durch eine Fachkraft ausgeführt werden. Bei Fragen kontaktieren Sie Ihren Stromversorger oder einen Elektrofachbetrieb. Beschädigte Komponenten sollten nur durch den Hersteller oder durch eine Fachkraft ausgetauscht werden. E&S ist nicht haftbar fuer Produkte, die in irgendeiner Form modifiziert wurden.

**<FR> MODE D'EMPLOI POUR UNE BONNE
INSTALLATION ET UTILISATION
IMPORTANT!**

Avant l'installation et chaque fois que vous manipulez le luminaire assurez-vous que l'alimentation électrique est COUPÉE. Appelez toujours un électricien qualifié pour l'installation. Prenez conseil auprès de votre autorité d'électricité locale. Les pièces électriques endommagées du luminaire doivent être remplacées exclusivement par le fabricant ou une personne qualifiée. E&S décline toute responsabilité pour les produits modifiés.

**<PT> INSTRUÇÕES PARA A CORRETA
INSTALAÇÃO E UTILIZAÇÃO
IMPORTANTE!**

Antes de instalar e sempre que atuar sobre o candeeiro deve confirmar que a alimentação elétrica DESLIGADA. A instalação deve ser sempre feita por um eletricista qualificado. Contacte a sua entidade local de electricidade para aconselhamento. As componentes elétricas danificadas do candeeiro devem ser substituídas apenas pelo fabricante ou por uma pessoa qualificada. A E&S declina qualquer responsabilidade em relação a produtos que sejam alterados.

**<AR> تعليمات التركيب والاستعمال بالطريقة الصحيحة
هام!**

قبل التركيب وقبل الشروع بأي إجراء على المصباح، تأكد من أن التيار الكهربائي مُطفأ.
ينبغي أن يتم التركيب على يد فني كهرباء مختص ومؤهل. اتصل بسلطة الكهرباء المحلية للحصول على النصائح.
ينبغي عدم استبدال القطع الكهربائية المتضررة داخل المصباح إلا بواسطة الشركة المُصنعة أو شخص مؤهل.
لا تتحمل E&S أي مسؤولية عن المنتجات التي يتم تعديلها.

About Established & Sons

Established & Sons is a British brand representing all that is innovative in contemporary design. By supporting the best creators of our time, it has built a collection for people who are passionate about design, presenting imaginative products with style and personality.

Designers and artists are afforded the freedom to explore their own language, advancing pioneering ideas that deliver exceptional furniture and lighting collections. Combined with Established & Sons' commitment to skilled craftsmanship and cutting-edge manufacturing techniques, this produces intelligent designs that are at the same time diverse in the extreme and united in their quest for the extraordinary.

The Established & Sons collection includes some of the most important examples of 21st-century design. Many of the pieces have been acquired by international museums, galleries, institutions and private collections.

Follow us on Instagram

