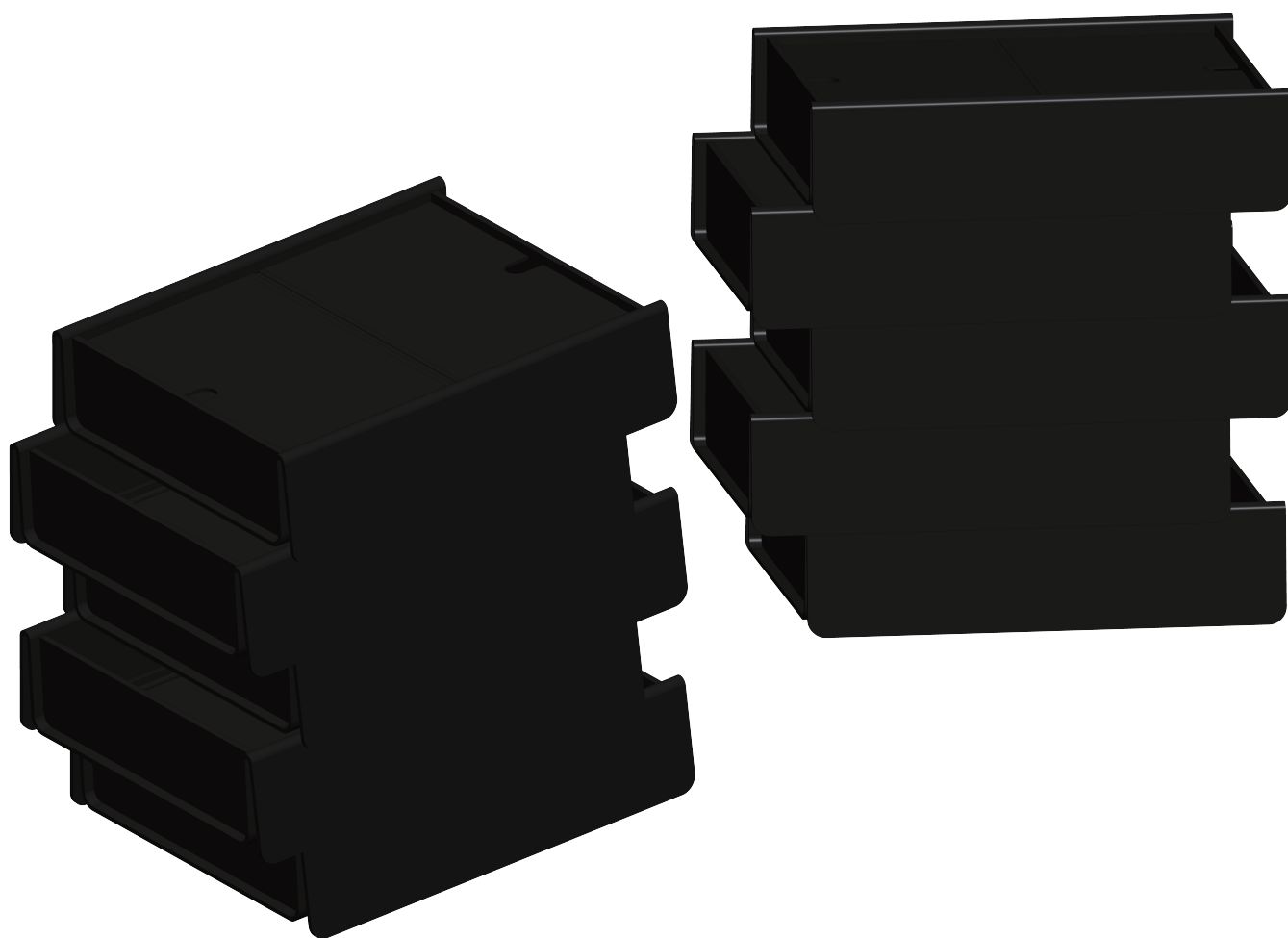


# SIDE STACK

## Raw Edges



---

# SIDE STACK

## Raw Edges

---

Challenging the conventions of a traditional drawer unit, Stack consists of individual, multicoloured drawers that appear suspended above one another and open in both directions, creating an irregular composition.

### THE DESIGNER

Design duo Shay Alkalay and Yael Mer set up Raw Edges, a London-based design studio, after both graduating with a Masters in Product Design from the Royal College of Art. Yael's main focus includes turning two dimensional sheet materials into curvaceous functional forms, whereas Shay is fascinated by how things move, function and react. Alkalay and Mer have received several highly respected awards including The British Council Talented Award, iF, Wallpaper\* Design Award 2009, Elle Decoration International Design Award in 2009 and the 2009 Designer of the Future Award from Design Miami Basel. In recent projects Endgrain and Herringbones, the duo have experimented with colour, using the grain of the wood to carry the dye through the timber. In 2015 the Stack-Up Series used many different materials, textures and colours to present new unique bespoke editions of the design. Alkalay's Stack is included in the permanent collection of MoMA in New York.



# General Information

IMPORTANT, RETAIN FOR FUTURE REFERENCE: READ CAREFULLY

DESIGN YEAR  
2026

DESCRIPTION  
Storage

MATERIALS  
Iron/Aluminium frame, fine sand powder coating (PC finish)


DIMENSIONS  
Overall Dimensions: 455h × 400w × 325d mm;  
Carton Size (L × W × H): 475 × 395 × 520 mm

COLOURS  
Blush, Olive

PLEASE READ  
Established & Sons disclaims any responsibility deriving from incorrect use of the Stack.  
Please read these instructions in full prior to handling.  
Keep these instructions for future reference.

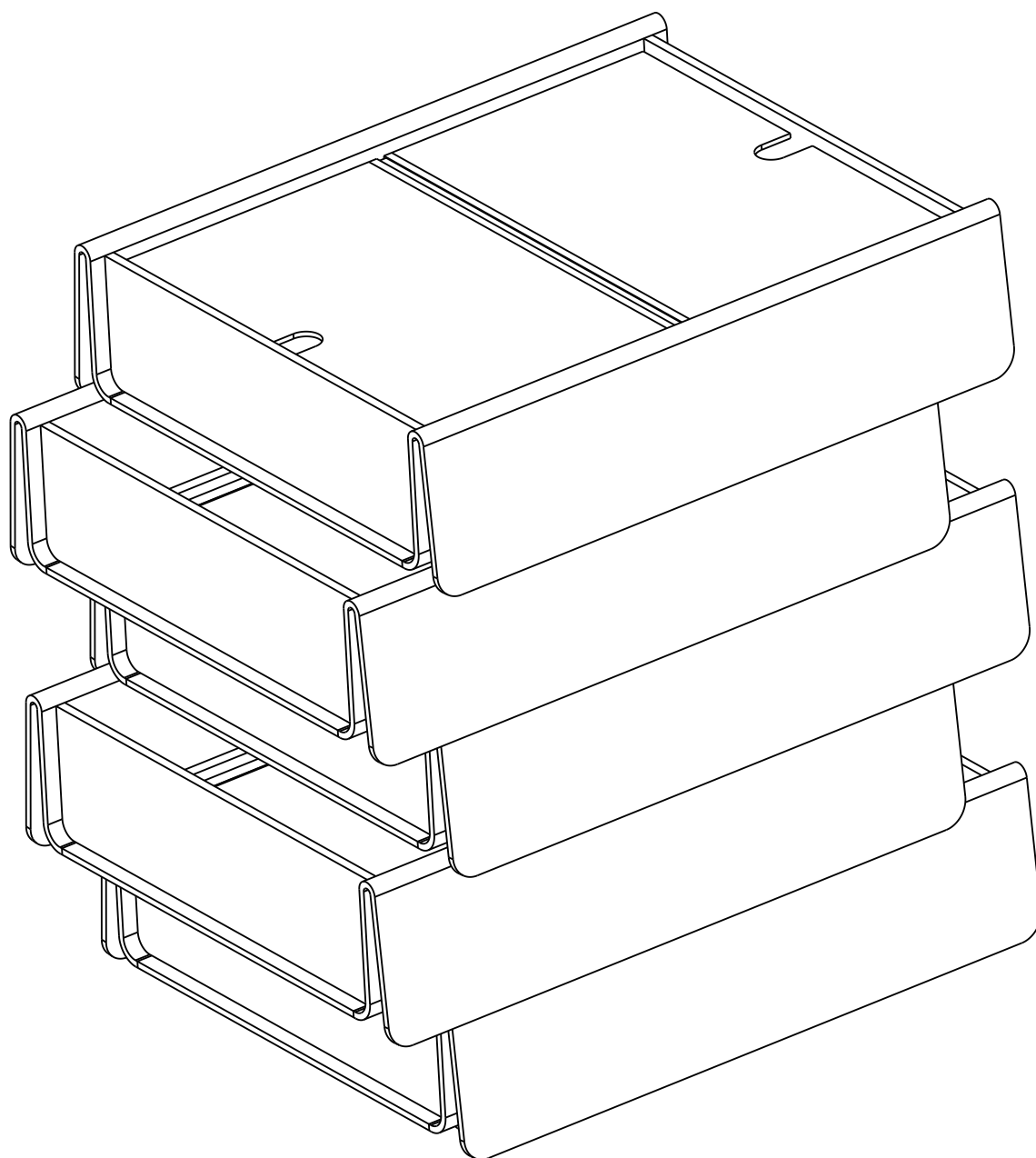
NOTE  
Take care to protect floor surfaces during location as metal and wooden parts could damage floor surfaces.

## REQUIRED FOR INSTALLATION



Flat-head screwdriver

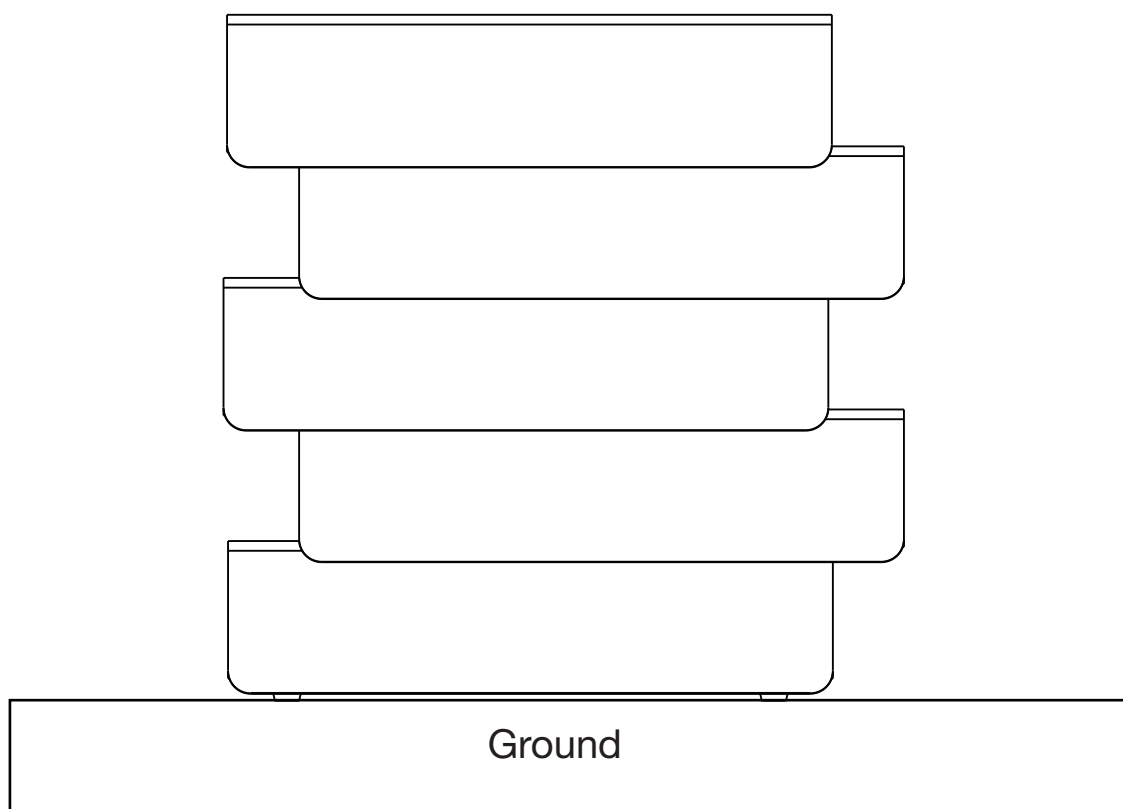
# Installation



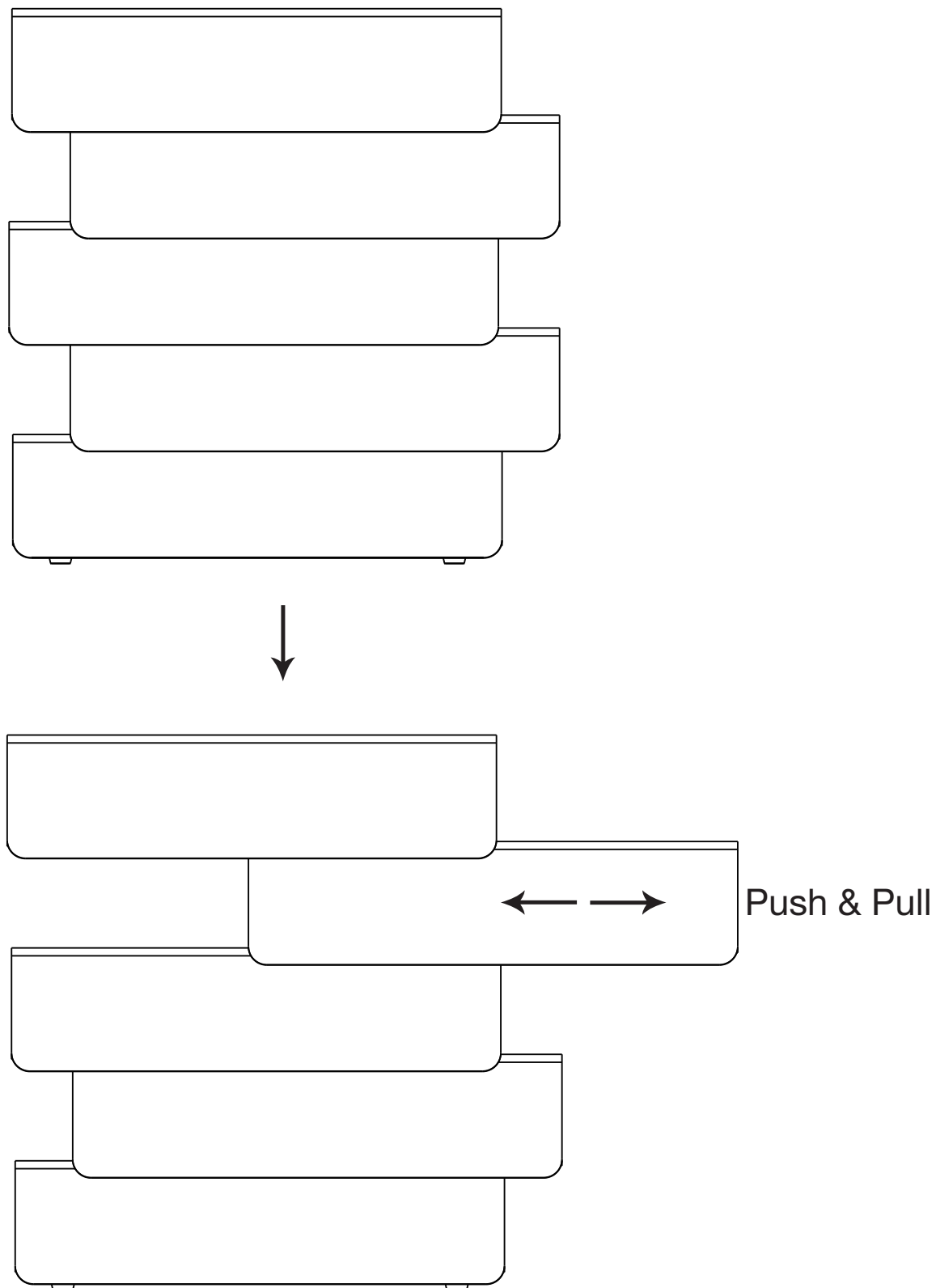
---

1. Please place the product on a flat surface.

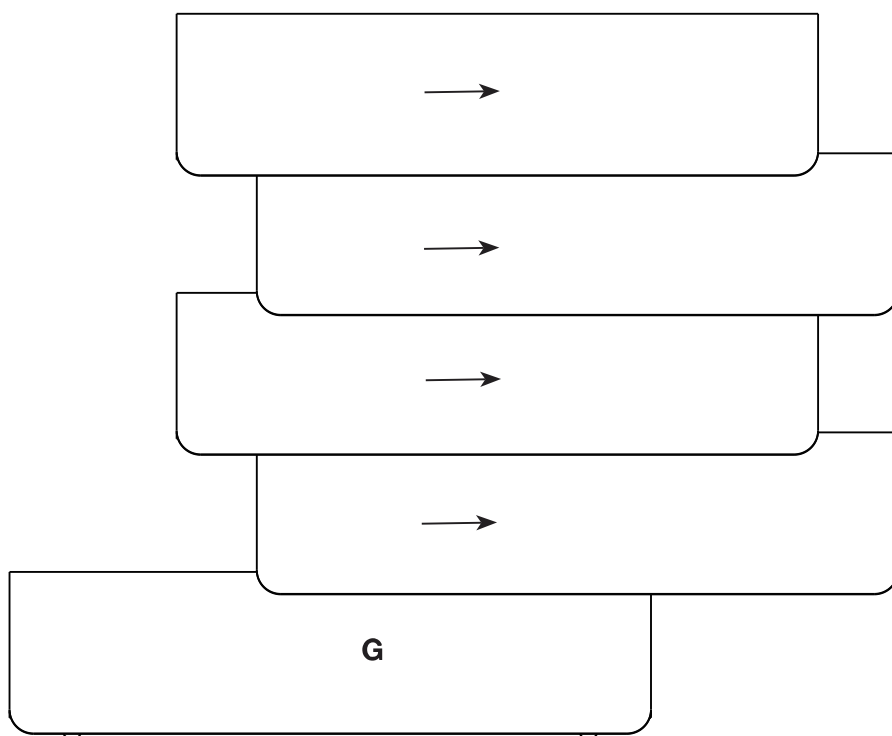
---



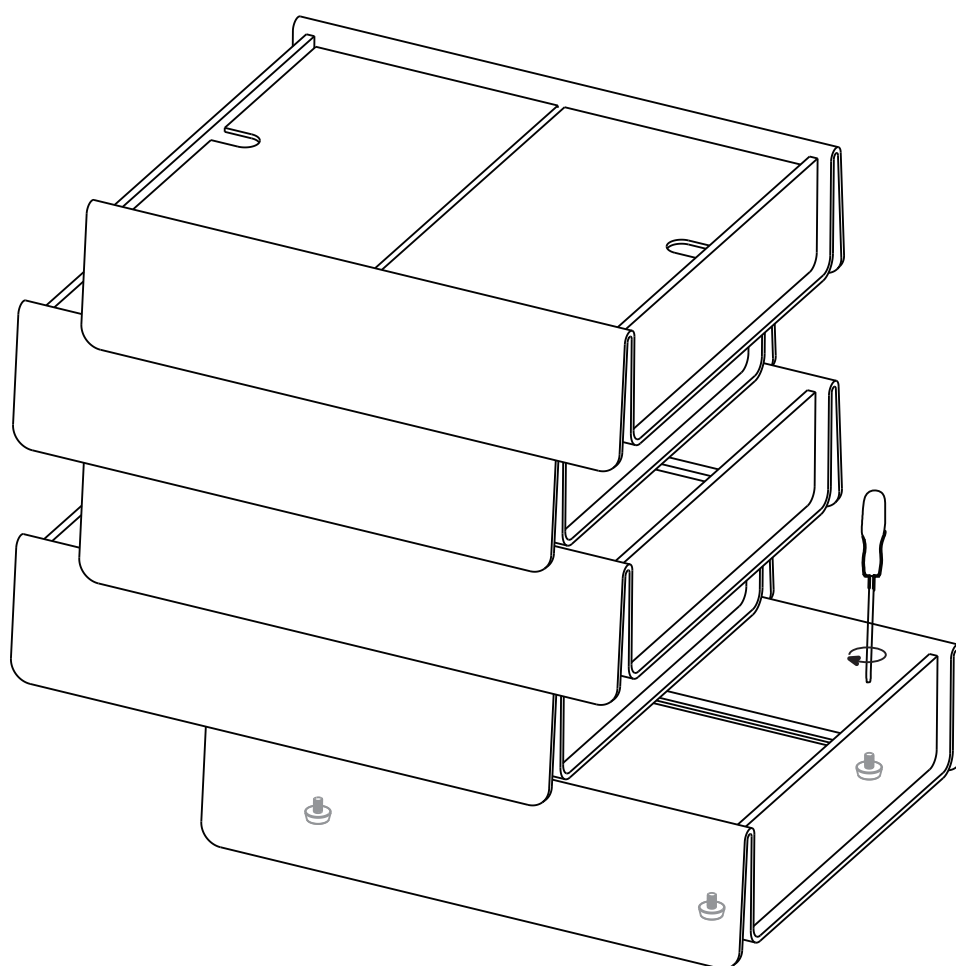
2. During the use of the product, you can gently push and pull each drawer as shown in the diagram.



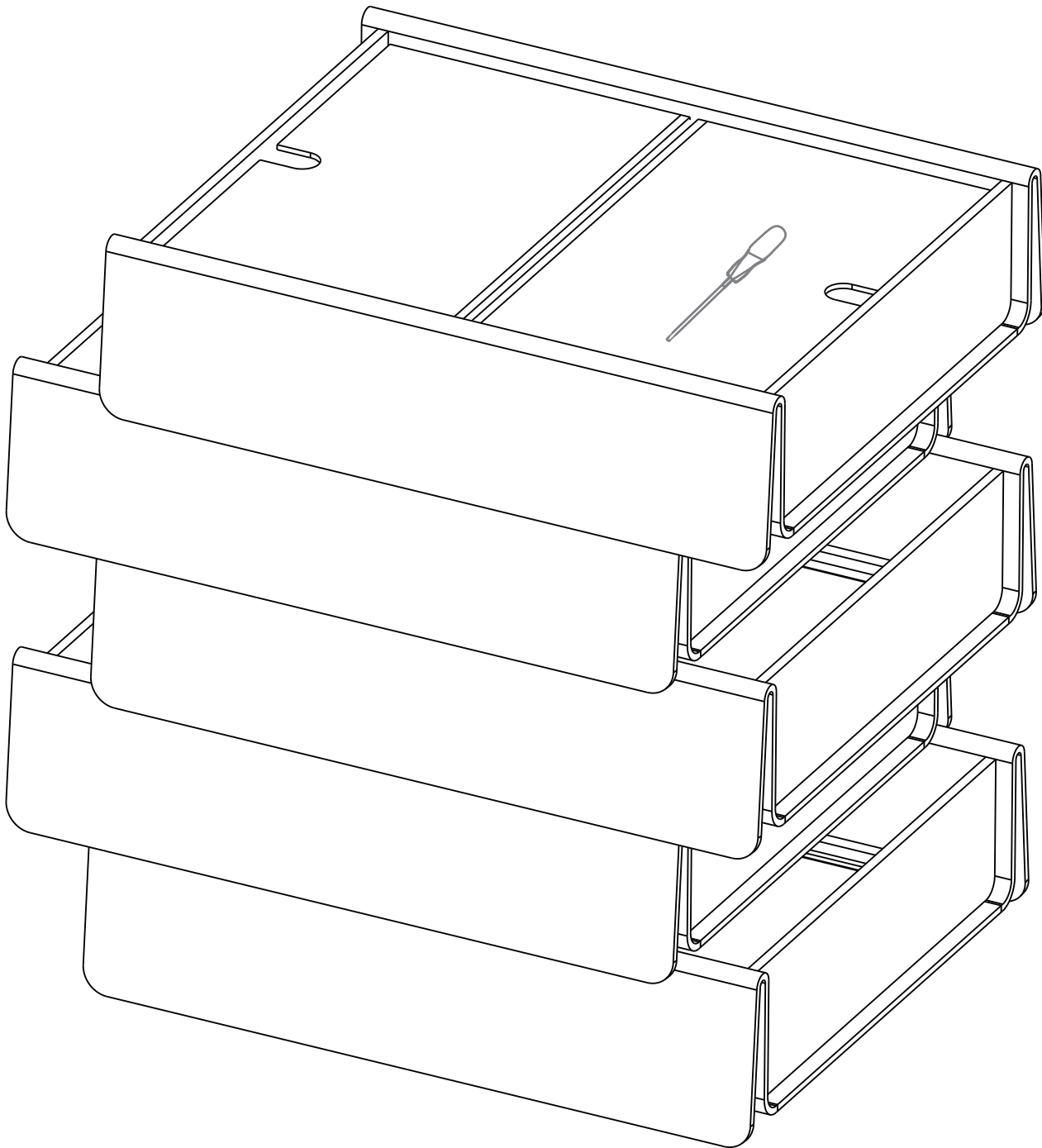
3. To access the bottom drawer (G), slide all upper drawers to one side as shown.



4. Use a flat-head screwdriver and rotate clockwise to lower the adjustment piece. Each one should be rotated the same number of times to ensure stability.  
Note: Only extend it to the extent that allows the product to stand stably on the floor. Do not extend the levelling foot completely; otherwise, it may damage the housing. Ensure you use a flat-head screwdriver suitable for M6 adjustment screws.



5. After adjustment is completed, please store the screwdriver properly for future use.



# Handling Instructions

## USER INSTRUCTIONS

When handling the item, please remove all jewellery, watches, etc. to avoid scratching the surface.

The product is not suitable for outdoor use.

Do not place hot items directly on the surface.

Keep away from heat sources such as radiators and fireplaces.

This item should not be exposed to direct sunlight.

Do not overload the drawers. Maximum 5 kg per drawer.

Ensure the weight is evenly distributed in each drawer. Do not place heavy items on one side of the unit only.

Be careful not to trap your fingers while operating the drawers.

Be aware of others using the unit at the same time, as injury could occur.

Do not allow children to operate the drawers or to be left unsupervised with the unit.

We recommend that the fixings are checked and tightened periodically to ensure all drawers are secure.

For major maintenance or repairs, contact the retailer.

Once the product or its components are no longer required, please ensure that they are disposed of correctly.

## IMPORTANT

Please retain the crate for any future transportation or long-term storage.

## ATTENTION!

Never attempt to lift the Stack by the coloured panels. This may seriously damage the item.

Do not tip the item. Ensure it is always kept upright.

Do not use a knife to remove the internal wrapping, as this could scratch the drawers inside.



# About Established & Sons

Established & Sons is a British brand representing all that is innovative in contemporary design. By supporting the best creators of our time, it has built a collection for people who are passionate about design, presenting imaginative products with style and personality.

Designers and artists are afforded the freedom to explore their own language, advancing pioneering ideas that deliver exceptional furniture and lighting collections. Combined with Established & Sons' commitment to skilled craftsmanship and cutting-edge manufacturing techniques, this produces intelligent designs that are at the same time diverse in the extreme and united in their quest for the extraordinary.

The Established & Sons collection includes some of the most important examples of 21st-century design. Many of the pieces have been acquired by international museums, galleries, institutions and private collections.

Follow us on Instagram



Established & Sons  
Coehoornstraat 74-9  
6811 LA Arnhem  
The Netherlands  
Tel: +31 26 2340024  
[establishedandsons.com](http://establishedandsons.com)

