

VOLTA T-3535

suspension lamp

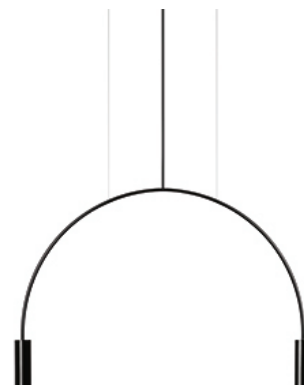
| Date | Type |
|-----------|----------|
| Project | |
| Location | |
| Model # | Quantity |
| Specifier | |

Description

Suspension lamp with a curved metallic body, cylindrical aluminium heads and acrylic (PMMA) lens diffusers.

Adjustable height.

Possibility to create different compositions (see page 3).



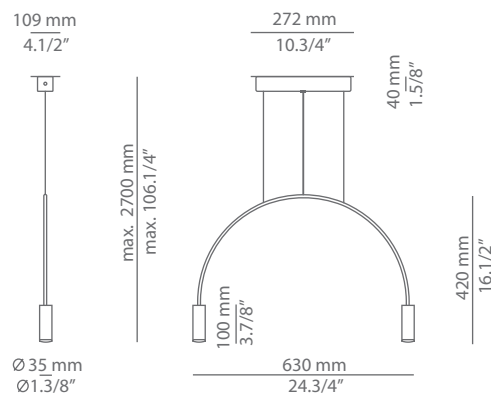
Pictures above might not show the specified dimensions or material. They are for illustration purposes only.

Ordering information

| Code | Lamp | Canopy | Finish body | Finish head |
|----------|---|-----------------------------|------------------------|---|
| T-3535-W | LED 2x6.2W (led included) (2700K / Ang 45° / >90 CRI / 350mA) / 120V Typ* 2x725 lumens / Dimmable Triac | 26 BLK Black 71 WH White | 26 BLK Black CUSTOM | 26 BLK Black 61 S GLD Satin Gold CUSTOM |
| Code | Lamp | Canopy | Finish body | Finish head |
| T-3535-M | LED 2x6.2W (led included) (3000K / Ang 45° / >90 CRI / 350mA) / 120V Typ* 2x763 lumens / Dimmable Triac | 26 BLK Black 71 WH White | 26 BLK Black CUSTOM | 26 BLK Black 61 S GLD Satin Gold CUSTOM |

Product includes

| Code | Description |
|------------|------------------------------|
| 113635XX0U | 1 canopy for 1 single pedant |
| T-3535C | 1 Volta pendant |
| 671000036 | 1 driver / Dimmable Triac |



SPECIAL REQUIREMENTS

Custom versions

We offer custom plated or RAL finishes. Alternate lamping and sizes available for projects. Consult our offices.

Special instructions



ESTILUZ Inc. USA & CANADA
330 West 38th St. Suite 710
New York, NY 10018 USA
T+1 (646) 454 - 1285
F+1 (646) 454 - 1799

info@estiluzusa.com
www.estiluzusa.com

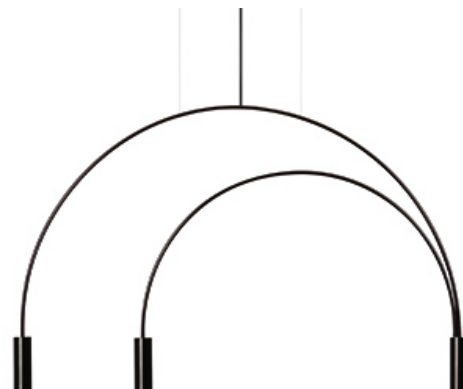
VOLTA T-3536

suspension lamp

| Date | Type |
|-----------|----------|
| Project | |
| Location | |
| Model # | Quantity |
| Specifier | |

Description

Suspension lamp with a curved metallic body, cylindrical aluminium heads and acrylic (PMMA) lens diffusers.
Adjustable height.
Possibility to create different compositions (see page 3).



Pictures above might not show the specified dimensions or material. They are for illustration purposes only.

Ordering information

| Code | Lamp | Canopy | Finish body | Finish head |
|------------|---|---------------------------------|----------------------------|---|
| ■ T-3536-W | LED 3x6.2W (led included) (2700K / Ang 45° / >90 CRI / 350mA) / 120V Typ* 3x725 lumens / Dimmable Triac | ■ 26 BLK Black ■ 71 WH White | ■ 26 BLK Black ■ CUSTOM | ■ 26 BLK Black ■ 61 S GLD Satin Gold ■ CUSTOM |
| Code | Lamp | Canopy | Finish body | Finish head |
| ■ T-3536-M | LED 3x6.2W (led included) (3000K / Ang 45° / >90 CRI / 350mA) / 120V Typ* 3x763 lumens / Dimmable Triac | ■ 26 BLK Black ■ 71 WH White | ■ 26 BLK Black ■ CUSTOM | ■ 26 BLK Black ■ 61 S GLD Satin Gold ■ CUSTOM |

Product includes

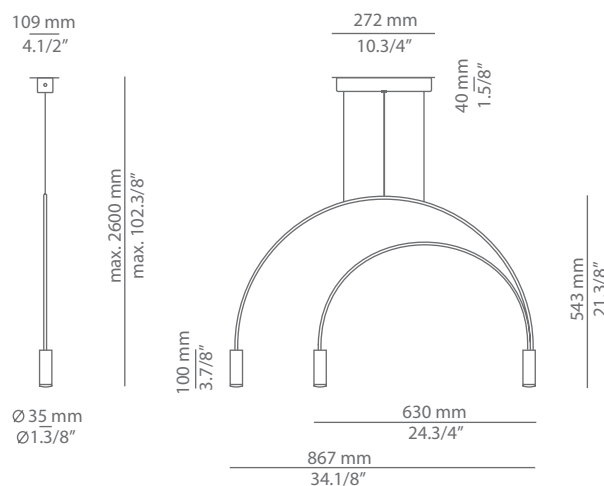
| Code | Description |
|------------|------------------------------|
| 113635XX0U | 1 canopy for 1 single pedant |
| T-3536C | 1 Volta pendant |
| 671000036 | 1 driver / Dimmable Triac |

SPECIAL REQUIREMENTS

Custom versions

We offer custom plated or RAL finishes. Alternate lamping and sizes available for projects. Consult our offices.

Special instructions



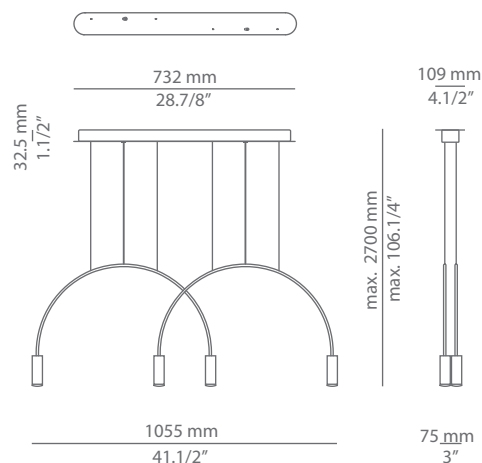
VOLTA T-3535S / T-3536S

linear compositions

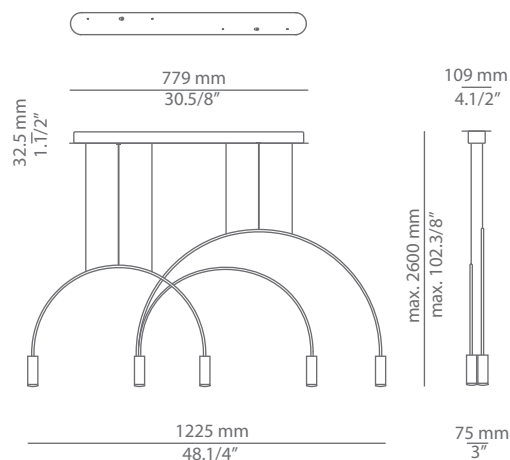
| Date | Type |
|-----------|----------|
| Project | |
| Location | |
| Model # | Quantity |
| Specifier | |

Many possible configurations with T-3535S and T-3536S

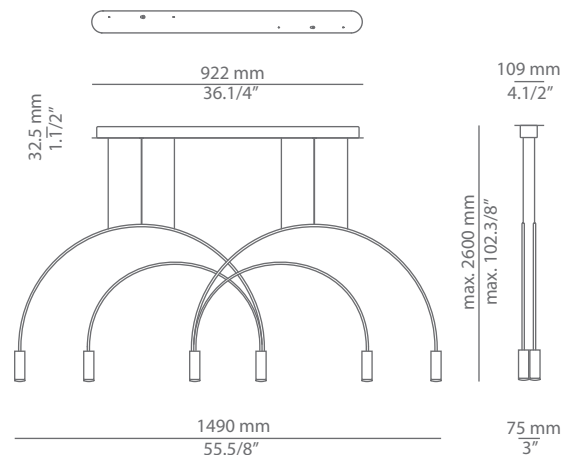
| Code | Composition includes | Temperature | | | | | | | | | | | | |
|--------------|--|--|------|------|--------------|--------------|--------------|-------------|--------|---------------------|--|--|--------|--|
| L73S.2D | 1 linear canopy 113535XX1U 2 units of T-3535C 2 drivers 671000036 / Dimmable Triac | T-3535C-W (2700K / 725 lumens) T-3535C-M (3000K / 763 lumens) | | | | | | | | | | | | |
| | <table> <tr> <th>Canopy</th><th>Body</th><th>Head</th></tr> <tr> <td>26 BLK Black</td><td>26 BLK Black</td><td>26 BLK Black</td></tr> <tr> <td>71 WH White</td><td>CUSTOM</td><td>61 S GLD Satin Gold</td></tr> <tr> <td></td><td></td><td>CUSTOM</td></tr> </table> | Canopy | Body | Head | 26 BLK Black | 26 BLK Black | 26 BLK Black | 71 WH White | CUSTOM | 61 S GLD Satin Gold | | | CUSTOM | |
| Canopy | Body | Head | | | | | | | | | | | | |
| 26 BLK Black | 26 BLK Black | 26 BLK Black | | | | | | | | | | | | |
| 71 WH White | CUSTOM | 61 S GLD Satin Gold | | | | | | | | | | | | |
| | | CUSTOM | | | | | | | | | | | | |



| Code | Composition includes | Temperature | | | | | | | | | | | | |
|--------------|--|--|------|------|--------------|--------------|--------------|-------------|--------|---------------------|--|--|--------|--|
| L78S.1D1T | 1 linear canopy 113535XX2U 1 unit of T-3535C 1 unit of T-3536C 2 drivers 671000036 / Dimmable Triac | T-3535C-W / T-3536C-W (2700K / 725 lumens) T-3535C-M / T-3536C-M (3000K / 763 lumens) | | | | | | | | | | | | |
| | <table> <tr> <th>Canopy</th><th>Body</th><th>Head</th></tr> <tr> <td>26 BLK Black</td><td>26 BLK Black</td><td>26 BLK Black</td></tr> <tr> <td>71 WH White</td><td>CUSTOM</td><td>61 S GLD Satin Gold</td></tr> <tr> <td></td><td></td><td>CUSTOM</td></tr> </table> | Canopy | Body | Head | 26 BLK Black | 26 BLK Black | 26 BLK Black | 71 WH White | CUSTOM | 61 S GLD Satin Gold | | | CUSTOM | |
| Canopy | Body | Head | | | | | | | | | | | | |
| 26 BLK Black | 26 BLK Black | 26 BLK Black | | | | | | | | | | | | |
| 71 WH White | CUSTOM | 61 S GLD Satin Gold | | | | | | | | | | | | |
| | | CUSTOM | | | | | | | | | | | | |



| Code | Composition includes | Temperature | | | | | | | | | | | | |
|--------------|--|--|------|------|--------------|--------------|--------------|-------------|--------|---------------------|--|--|--------|--|
| L92S.2T | 1 linear canopy 113535XX3U 2 units of T-3536C 2 drivers 671000036 / Dimmable Triac | T-3536C-W (2700K / 725 lumens) T-3536C-M (3000K / 763 lumens) | | | | | | | | | | | | |
| | <table> <tr> <th>Canopy</th><th>Body</th><th>Head</th></tr> <tr> <td>26 BLK Black</td><td>26 BLK Black</td><td>26 BLK Black</td></tr> <tr> <td>71 WH White</td><td>CUSTOM</td><td>61 S GLD Satin Gold</td></tr> <tr> <td></td><td></td><td>CUSTOM</td></tr> </table> | Canopy | Body | Head | 26 BLK Black | 26 BLK Black | 26 BLK Black | 71 WH White | CUSTOM | 61 S GLD Satin Gold | | | CUSTOM | |
| Canopy | Body | Head | | | | | | | | | | | | |
| 26 BLK Black | 26 BLK Black | 26 BLK Black | | | | | | | | | | | | |
| 71 WH White | CUSTOM | 61 S GLD Satin Gold | | | | | | | | | | | | |
| | | CUSTOM | | | | | | | | | | | | |



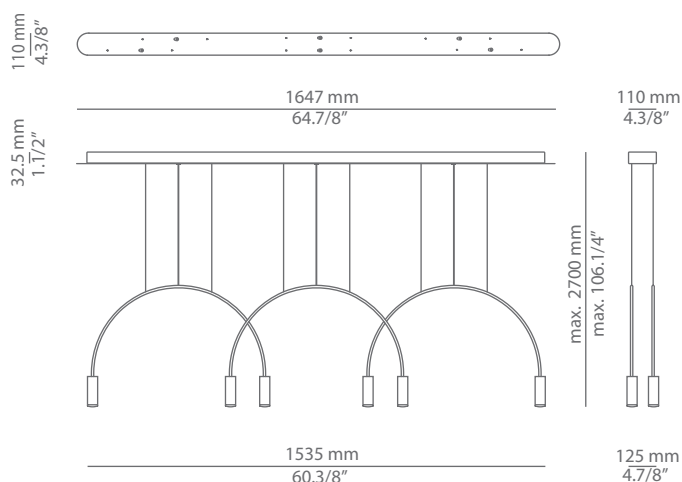
VOLTA

T-3535S / T-3536S

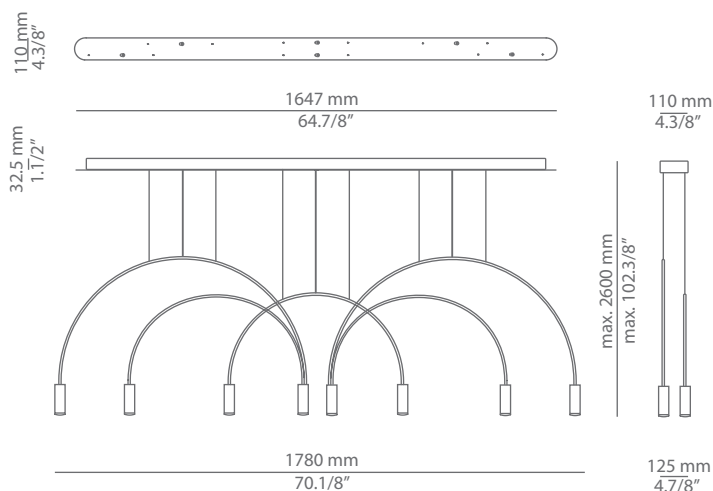
linear compositions

| Date | Type |
|-----------|----------|
| Project | |
| Location | |
| Model # | Quantity |
| Specifier | |

| Code | Composition includes | Temperature | Canopy | Body | Head |
|------------|---|--|---------------------------------|----------------------------|---|
| ■ L165S.3D | 1 linear canopy 113535XX7 3 units of T-3535C 3 drivers 671000036 / Dimmable Triac | ■ T-3535C-W (2700K / 725 lumens) ■ T-3535C-M (3000K / 763 lumens) | ■ 26 BLK Black ■ 71 WH White | ■ 26 BLK Black ■ CUSTOM | ■ 26 BLK Black ■ 61 S GLD Satin Gold ■ CUSTOM |



| Code | Composition includes | Temperature | Canopy | Body | Head |
|----------------|--|--|---------------------------------|----------------------------|---|
| ■ L165S.1T1D1T | 1 linear canopy 113535XX7 1 unit of T-3535C 2 units of T-3536C 3 drivers 671000036 / Dimmable Triac | ■ T-3535C-W / T-3536C-W (2700K / 725 lumens) ■ T-3535C-M / T-3536C-M (3000K / 763 lumens) | ■ 26 BLK Black ■ 71 WH White | ■ 26 BLK Black ■ CUSTOM | ■ 26 BLK Black ■ 61 S GLD Satin Gold ■ CUSTOM |



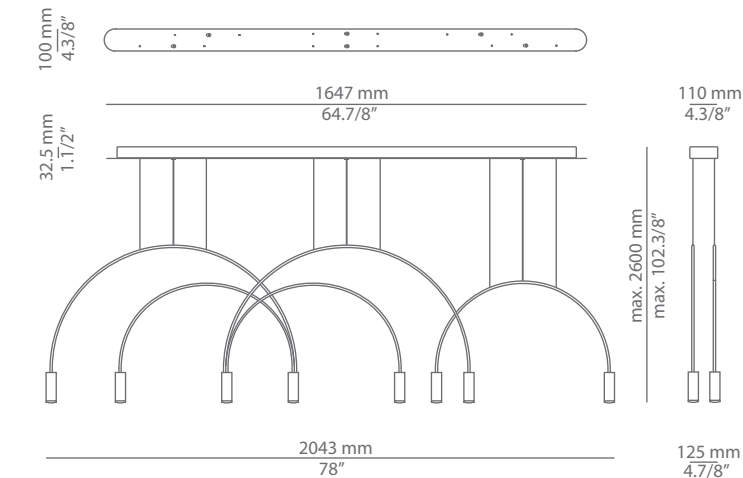
VOLTA

T-3535S / T-3536S

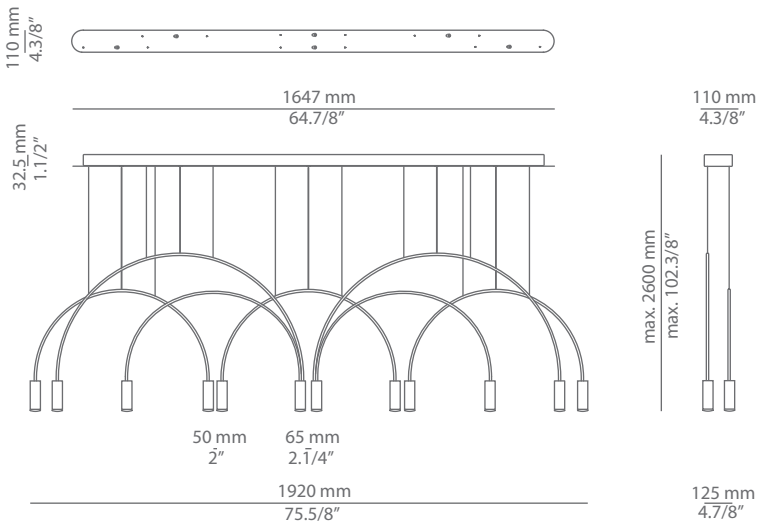
linear compositions

| | |
|-----------|----------|
| Date | Type |
| Project | |
| Location | |
| Model # | Quantity |
| Specifier | |

| Code | Composition includes | Temperature | Canopy | Body | Head |
|------------------------|--|--|---|--|---|
| <div></div> L165S.1D2T | 1 linear canopy 113535XX7 1 unit of T-3535C 2 units of T-3536C 3 drivers 671000036 / Dim. Triac | <div></div> T-3535C-W / T-3536C-W (2700K / 725 lumens) <div></div> T-3535C-M / T-3536C-M (3000K / 763 lumens) | <div></div> 26 BLK Black <div></div> 71 WH White | <div></div> 26 BLK Black <div></div> CUSTOM | <div></div> 26 BLK Black <div></div> 61 S GLD Satin Gold <div></div> CUSTOM |



| Code | Composition includes | Temperature | Canopy | Body | Head |
|------------------------|---|--|---|--|---|
| <div></div> L165S.3D2T | 1 linear canopy 113535XX7 3 units of T-3535C 2 units of T-3536C 5 drivers 671000036 / Dim. Triac | <div></div> T-3535C-W / T-3536C-W (2700K / 725 lumens) <div></div> T-3535C-M / T-3536C-M (3000K / 763 lumens) | <div></div> 26 BLK Black <div></div> 71 WH White | <div></div> 26 BLK Black <div></div> CUSTOM | <div></div> 26 BLK Black <div></div> 61 S GLD Satin Gold <div></div> CUSTOM |



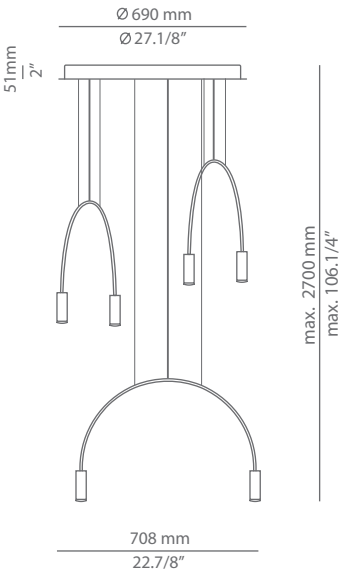
VOLTA

T-3535S / T-3536S

round compositions

| Date | Type |
|-----------|----------|
| Project | |
| Location | |
| Model # | Quantity |
| Specifier | |

| Code | Composition includes | Temperature | | | | | | | | | |
|-----------------------------|---|--|------|------|-----------------------------|-----------------------------|-----------------------------|----------------------------|--------------------|--|--|
| <div></div> R70S.3D | 1 round canopy 113535XX4 3 units of T-3535C 3 drivers 671000036 / Dimmable Triac | <div></div> T-3535C-W (2700K / 725 lumens) <div></div> T-3535C-M (3000K / 763 lumens) | | | | | | | | | |
| | <table> <tr> <th>Canopy</th><th>Body</th><th>Head</th></tr> <tr> <td> <div></div> 26 BLK Black </td><td> <div></div> 26 BLK Black </td><td> <div></div> 26 BLK Black </td></tr> <tr> <td> <div></div> 71 WH White </td><td> <div></div> CUSTOM </td><td> <div></div> 61 S GLD Satin Gold <div></div> CUSTOM </td></tr> </table> | Canopy | Body | Head | <div></div> 26 BLK Black | <div></div> 26 BLK Black | <div></div> 26 BLK Black | <div></div> 71 WH White | <div></div> CUSTOM | <div></div> 61 S GLD Satin Gold <div></div> CUSTOM | |
| Canopy | Body | Head | | | | | | | | | |
| <div></div> 26 BLK Black | <div></div> 26 BLK Black | <div></div> 26 BLK Black | | | | | | | | | |
| <div></div> 71 WH White | <div></div> CUSTOM | <div></div> 61 S GLD Satin Gold <div></div> CUSTOM | | | | | | | | | |



| Code | Composition includes | Temperature | | | | | | | | | |
|-----------------------------|---|--|------|------|-----------------------------|-----------------------------|-----------------------------|----------------------------|--------------------|--|--|
| <div></div> R100S.5D | 1 round canopy 113535XX5 5 units of T-3535C 5 drivers 671000036 / Dimmable Triac | <div></div> T-3535C-W (2700K / 725 lumens) <div></div> T-3535C-M (3000K / 763 lumens) | | | | | | | | | |
| | <table> <tr> <th>Canopy</th><th>Body</th><th>Head</th></tr> <tr> <td> <div></div> 26 BLK Black </td><td> <div></div> 26 BLK Black </td><td> <div></div> 26 BLK Black </td></tr> <tr> <td> <div></div> 71 WH White </td><td> <div></div> CUSTOM </td><td> <div></div> 61 S GLD Satin Gold <div></div> CUSTOM </td></tr> </table> | Canopy | Body | Head | <div></div> 26 BLK Black | <div></div> 26 BLK Black | <div></div> 26 BLK Black | <div></div> 71 WH White | <div></div> CUSTOM | <div></div> 61 S GLD Satin Gold <div></div> CUSTOM | |
| Canopy | Body | Head | | | | | | | | | |
| <div></div> 26 BLK Black | <div></div> 26 BLK Black | <div></div> 26 BLK Black | | | | | | | | | |
| <div></div> 71 WH White | <div></div> CUSTOM | <div></div> 61 S GLD Satin Gold <div></div> CUSTOM | | | | | | | | | |

