

BALLOON

ertiluz®

T-3055 USA

493030552

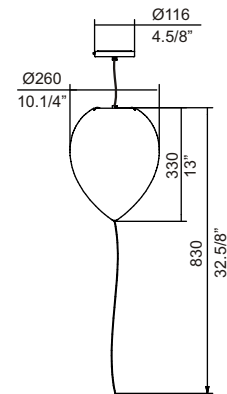
Pendant providing direct and indirect light. Shade is made of satinated polyethylene (translucent).



850°



IP
20



UL 1598 ELECTRICAL INSTRUCTIONS FOR FLUSHMOUNTS, WALL SCONCES AND PENDANTS

SAVE THESE INSTRUCTIONS. MIN 90C SUPPLY CONDUCTORS. CAUTION-RISK OF FIRE. USE STATED WATT OR SMALLER. CAUTION-RISK OF SHOCK. DISCONNECT POWER BEFORE SERVICING. TO REDUCE THE RISK OF A BURN DURING RELAMPING, ALLOW THE BULB TO COOL DOWN. SUITABLE FOR DRY LOCATIONS ONLY. THIS PRODUCT MUST BE INSTALLED IN ACCORDANCE WITH THE APPLICABLE INSTALLATION CODE BY A PERSON FAMILIAR WITH THE CONSTRUCTION AND OPERATION OF THE PRODUCT AND THE HAZARD INVOLVED.

WARNING: ALL WIRES AND WIRE NUTS USED IN THE INSTALLATION MUST BE RATED 195F (90°C). FOR INDOOR USE ONLY. THESE PRODUCT MUST BE INSTALLED BY A QUALIFIED ELECTRICIAN.

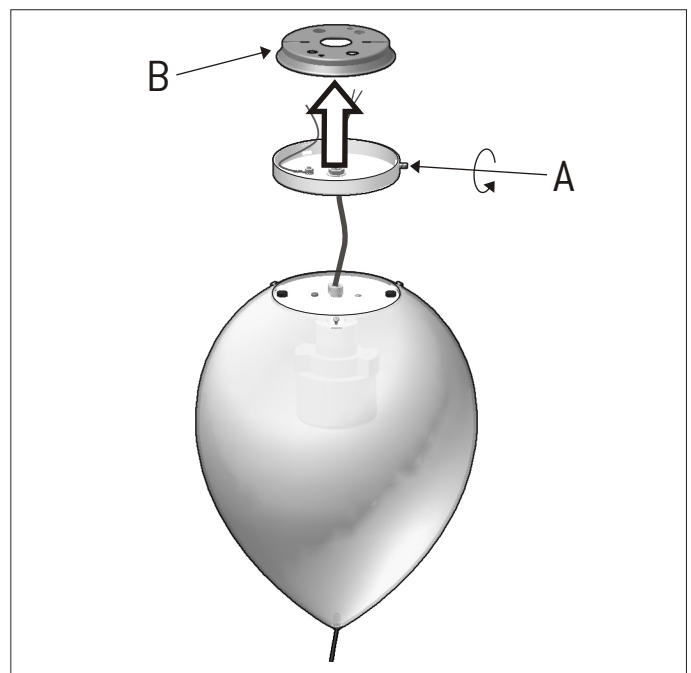
Assembly instructions

Always use the latex gloves provided while handling the shade.

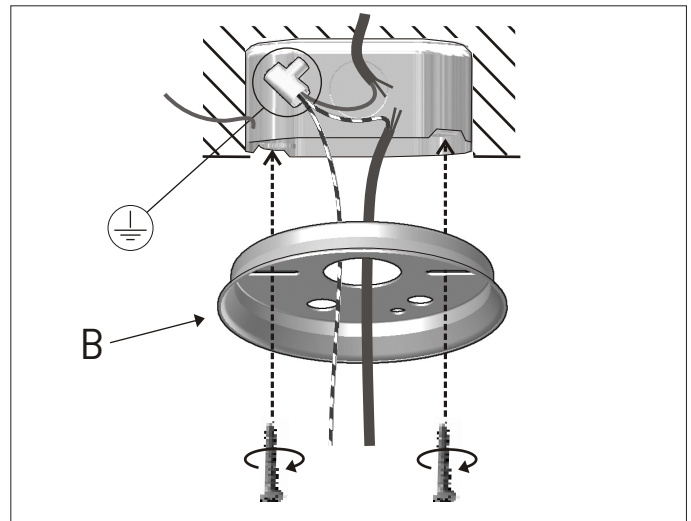
1- Remove the mounting bracket from the canopy by loosening the lateral screw (A). Figure 1.

2- Connect the electrical wires. Affix the mounting bracket (B) to the ceiling or the electrical junction box. Figure 2.

1



2




Assembly instructions

3- Attach and affix the canopy (C) to the mounting bracket (B) using the screw (A) removed previously in step one. Figure 3.

4- To rebulb, remove the screws (D) and the round plate (E). Figure 4.

3



4

