

**PRODUCT DESCRIPTION**

Clear ribbed glass encases a tube of opal white acrylic evenly illuminated by LED. The ends of the glass shade are fitted with knurled cylinder forms that suspend the sconces from their mounting plates. Dual mounted options are available for this series allowing it to be installed on single gang junction boxes. Available in Natural Aged Brass, Polished Chrome, or Matte Black finishes.




**MEASUREMENTS**

DIMENSION : 4.75" W x 25.5" H x 3" Ext  
 MAX OAH : 2.5" W x 24.5" H  
 HANGING WEIGHT : 7.49564 lb

**LAMPING**

INPUT VOLTAGE : 120V  
 LUMENS : 1,440 Rated (1,000 Del.)  
 BULB : 1 x 16W LED AC Intergrated , 16W Total  
 BULB INCLUDED : (Integrated)  
 DIMMABLE : Triac CL  
 CRI : 90 CRI  
 COLOR\_TEMP : 3000K  
 LIGHTING\_DIRECTION : All

**FINISHES OPTION**

 Black (BK)  
 Natural Aged Brass (NAB)  
 Polished Chrome (PC)

**GLASS**

Clear Ribbed 144

**MATERIAL**

Steel, Alumimium, Glass

**RATINGS**

cETLus  
 Damp Location  
 ADA

**ADDITIONAL**

INSTALL UP/DOWN: Any  
 RATED LIFE 20000 Hours  
 OPERATING TEMPERATURE:  
 -20°C (-4°F), 40°C (104°F)

Always consult a qualified electrician before installing any lighting product.



Contemporary  
 Lighting™

WESTERN DISTRIBUTION CENTER (HEADQUARTER)  
 253 NORTH VINELAND AVE | CITY OF INDUSTRY, CA 91746

EASTERN DISTRIBUTION CENTER  
 101 GARDNER PARK | PEACHTREE CITY, GA 30269

P. 626.956.4200 | F. 626.956.4225 | maximlighting.com