



PRODUCT DESCRIPTION




MEASUREMENTS

DIMENSION : 30" W x 4.75" H x 6" Ext
 MAX OAH : 4.75" W x 4.75" H
 HANGING WEIGHT : 3.28 lb

LAMPING

INPUT VOLTAGE : 120-277V
 LUMENS : 2,100 Rated (1,460 Del.)
 BULB : 1 x 28W LED DC Integrated , 28W Total
 BULB INCLUDED : (Integrated)
 DIMMABLE : Triac, ELV, 0-10V
 CRI : 90 CRI
 COLOR_TEMP : 3000K
 LIGHTING_DIRECTION : Directional

FINISHES OPTION

-  Black (BK)
-  Natural Aged Brass (NAB)
-  Polished Chrome (PC)

MATERIAL

Stainless Steel, Steel, Aluminum, S

RATINGS

cETLus
 Damp Location



ADDITIONAL

INSTALL UP/DOWN: Horizontal
 RATED LIFE 50000 Hours
 OPERATING TEMPERATURE:
 -20°C (-4°F), 40°C (104°F)

Always consult a qualified electrician before installing any lighting product.



Contemporary
 Lighting™

WESTERN DISTRIBUTION CENTER (HEADQUARTER)
 253 NORTH VINELAND AVE | CITY OF INDUSTRY, CA 91746

EASTERN DISTRIBUTION CENTER
 101 GARDNER PARK | PEACHTREE CITY, GA 30269

P. 626.956.4200 | F. 626.956.4225 | maximlighting.com