



PRODUCT DESCRIPTION




MEASUREMENTS

DIMENSION : 5.5" L x 5.5" W x 32" H x 2.25" Ext
 BACK PLATE : 5.5" W x 28" H x 16" HCO
 HANGING WEIGHT : 8.15 lb

LAMPING

INPUT VOLTAGE : 120-277V
 LUMENS : 2,065 Rated (1,328 Del.)
 BULB : 1 x 29.5W LED DC Integrated , 30W Total
 BULB INCLUDED : (Integrated)
 DIMMABLE : 3-in-1 Triac, ELV or 0-10V
 CRI : 90 CRI
 COLOR_TEMP : 27-30-35-40-50K
 LIGHTING_DIRECTION : Up/Down

FINISHES OPTION

-  Black (BK)
-  Natural Aged Brass (NAB)
-  Satin Nickel (SN)

GLASS

White Spiral 112

MATERIAL

Aluminum, Glass

RATINGS

cETLus
 Wet Location
 ADA



ADDITIONAL

INSTALL UP/DOWN: Up/Down
 RATED LIFE 30000 Hours
 OPERATING TEMPERATURE:
 -20°C (-4°F), 40°C (104°F)

Always consult a qualified electrician before installing any lighting product.



Contemporary
 Lighting™

WESTERN DISTRIBUTION CENTER (HEADQUARTER)
 253 NORTH VINELAND AVE | CITY OF INDUSTRY, CA 91746

EASTERN DISTRIBUTION CENTER
 101 GARDNER PARK | PEACHTREE CITY, GA 30269

P. 626.956.4200 | F. 626.956.4225 | maximlighting.com