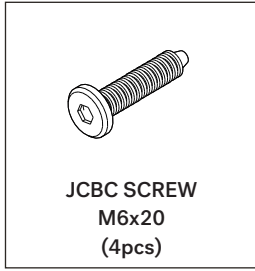
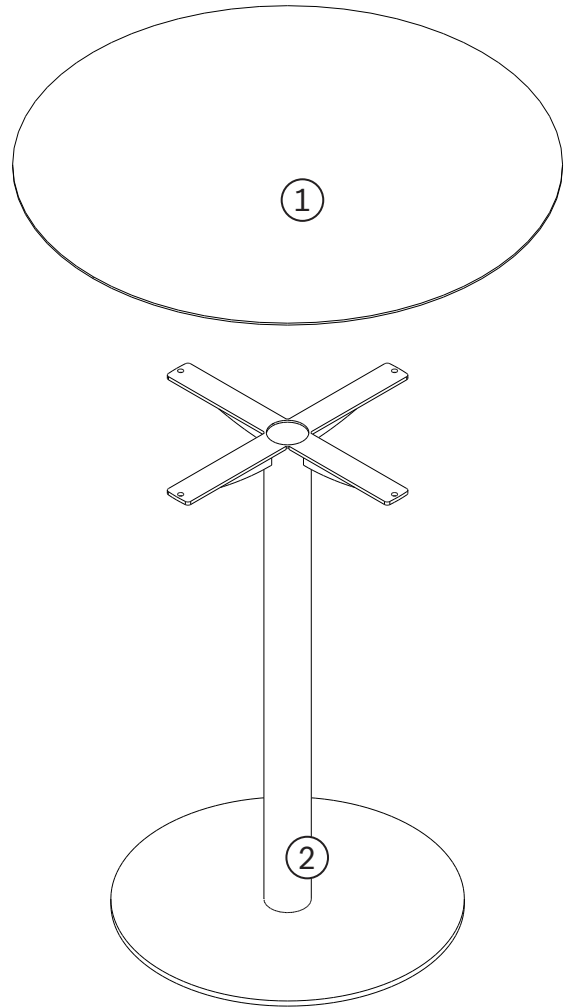
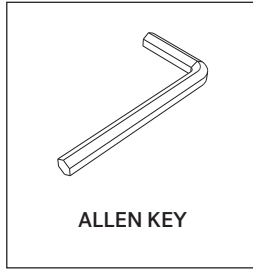


HARDWARE ENCLOSED



TOOL ENCLOSED



IN YOUR PACKAGE :

ASSEMBLY INSTRUCTIONS
HARDWARE (AS LISTED ABOVE)

PARTS TO BE INSTALLED

1. TABLE TOP - ROUND (1pc)
2. METAL BASE (1pc)

SYMBOLS



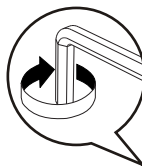
DIRECTION



NUMBER OF
PERSONS NEEDED




USE HAND



USE ALLEN KEY
TO TIGHTEN

NOTICE



INSTALLING BASE TO TABLE TOP

