

FLOS



F019A21D012 Forest Green

Flauta Riga 1 Dimmable DALI NEW

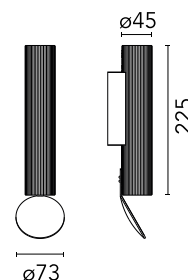
Designed by Patricia Urquiola, 2020



LED light source included. Integrated 220-240V electrical power with DALI dimmer. Comes with deflector for optional installation on the upper or lower head. 110V version available by request.

Are you a professional and your project needs consulting and support?

[BOOK AN APPOINTMENT](#)



Main specifications

EAN	8054793319995
Mounting	Wall
Environments	Outdoor wet location
Light source type	LED
Light sources included	Yes
LED type	Power LED
Number of lamps	1
System power (W)	12
Lumen Output (lm)	694

Physical

Colour	Forest Green
Trim	No
Orientation	Fixed
Net weight (kg)	0.8
Package height (mm)	395
Package width (mm)	165
Package length (mm)	110
Package volume (m3)	0.01
IP internal	65

Download

Mounting instructions [ZIP](#)

Photometric Files

LDT / IES [ZIP](#)

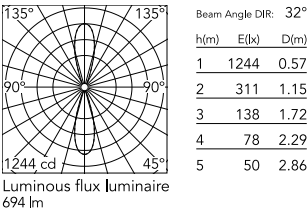
Technical Drawings

2D [ZIP](#)

3D [ZIP](#)



Schematic light drawing



Photometric

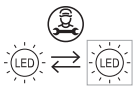
Light distribution	Symmetric
CCT (K)	2700
CRI>	80
Beam angle C0-180 (°)	16
Beam angle C90-270 (°)	16
Beam angle indirect C0-180 (°)	16
Beam angle indirect C90-270 (°)	16

Electrical

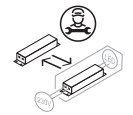
Insulation class	II
Frequency (Hz)	50/60
Main voltage (Vac)	220-240
Power supply	Integrated
Dimmable	Yes
Power supply type	Dimmable DALI 1
Dimming interface	Dimmer Integrated
Emergency	No

Ecodesign and Energy Labelling

This product contains a light source of energy efficiency class E



Replaceable (LED only) light source by a professional



Replaceable control gear by a professional

Notes

We recommend using a connection system with a degree of protection greater than or equal to the degree of protection of the luminaire.

During the installation and the maintenance of the fixtures it is important to be careful and avoid damages on the paint coating.

Damages on the coating exposed to outdoor conditions or water, could cause corrosion.

Chemical substances affect the anticorrosion covering protection.

For LED fixtures, there is evidence that most of the damages are connected to electrical effects related to the insulations, which cause destructive electrical discharges

These effects are frequently caused by:

- over Voltage coming from the Mains' network where fixture is connected.
- electrostatic discharge (ESD) coming from the environment.

The use of a protective device against the overvoltage on the electrical installation is warmly suggest this helps to reduce the intensity of some of these phenomenon and prevent irreversible damages.

The selection of the type of device to be used must be adjust on the electrical plant.

110V version available by request.