

## Bellhop Bollard H 380 mm Non Dimmable

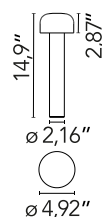
Designed by Edward Barber and Jay Osgerby



100-240V power supply included. Ready for installation on solid surface. Each luminaire is equipped with 200 mm cable for connection inside the luminaire body. Recommended connection with a 2 way terminal block 4 poles IP68 H2O Stop, to be ordered separately.

Are you a professional and your project needs consulting and support?

[BOOK AN APPOINTMENT](#)



### Main specifications

Mounting	Ground
Environments	Outdoor wet location
LED type	Power LED
Lamp category	LED
Ilcos	No
System power (W)	8
System flux (lm)	551

### Physical


Color	White
Orientation	Fixed
Net weight (lb)	2.64
Package height (in)	20.47
Package width (in)	6.29
Package length (in)	6.69
Package volume (in)	854.3
IP internal	65

### Download

Family spec sheet	<a href="#">ZIP</a>
Mounting instructions	<a href="#">ZIP</a>

### Photometric Files

LDT / IES	<a href="#">ZIP</a>
-----------	---------------------

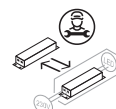


### Ecodesign and Energy Labelling

This product contains a light source of energy efficiency class D

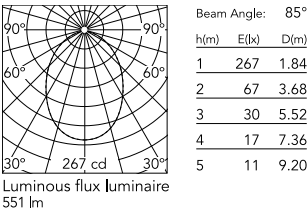


Replaceable (LED only) light source by a professional



Replaceable control gear by a professional

Schematic light drawing



Photometric

Lighting type	Direct
Light distribution	Symmetric
CCT (K)	2700
CRI>	80
Beam angle C0-180 (°)	85
Beam angle C90-270 (°)	85

Electrical

Insulation class	I
Frequency (Hz)	50-60
Main voltage (Vac)	100-240
Driver	Integrated
Dimmable	No
Dimming type	Non Dimmable
Emergency type	No

Notes

During the installation and the maintenance of the fixtures it is important to be careful and avoid damages on the paint coating.

Damages on the coating exposed to outdoor conditions or water, could cause corrosion.

Chemical substances affect the anticorrosion covering protection.

For LED fixtures, there is evidence that most of the damages are connected to electrical effects related to the insulations, which cause destructive electrical discharges

These effects are frequently caused by:

- over voltage coming from the mains' network where fixture is connected.
- electrostatic discharge (ESD) coming from the environment.

The use of a protective device against the overvoltage on the electrical installation is warmly suggest this helps to reduce the intensity of some of these phenomenon and prevent irreversible damages. The selection of the type of device to be used must be adjust on the electrical plant.

Accessories & Power Supply



OPTIONAL  
Accessory

F003Z010000

Base plate with bolt