

LUNAIRE – CEILING

Ferréol Babin

Lunaire is a wall and ceiling lamp with a surprising light effect, reminiscent of the phenomenon produced by eclipses. A smaller front disc containing the light source is set inside a large concave aluminium diffuser. Two different effects are possible depending on how the small disc is positioned with respect to the diffuser: back lighting when the front disc is closed, in other words pushed towards the wall, or from inside the diffuser when the disc is pulled forward. Simply pulling or pushing the rod on the front of the disc immediately changes the lighting effect to suit the mood. Thanks to the large diameter of the diffuser, Lunaire is the perfect lighting solution for big areas, they residential or contract.



LUNAIRE - CEILING - WHITE, MEDIUM

SPECIFICHE TECNICHE

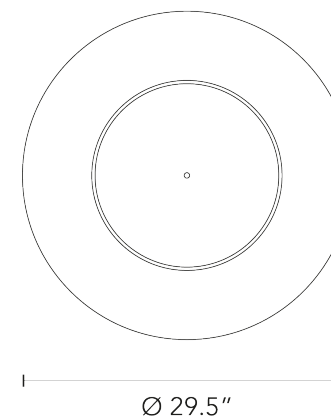
Material	Metal,Polymer
Emission	Dimmable light
Total power	28,6W
Light source	Integrated LED
Flusso luminoso	3650 Lm
Temperatura colore	3000 K
TYP CRI	>80
IP	40

SKU

F429865350BIL1

NOTES

Wall lamp. Polyethylene rear body. Reflector and cap made of painted metal. Led included.



LUNAIRE - CEILING - BLACK, WHITE, MEDIUM

SPECIFICHE TECNICHE

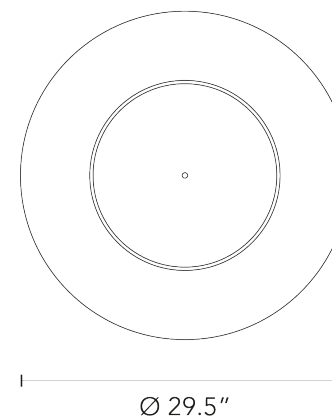
Material	Metal,Polymer
Emission	Dimmable light
Total power	28,6W
Light source	Integrated LED
Flusso luminoso	3650 Lm
Temperatura colore	3000 K
TYP CRI	>80
IP	40

SKU

F429865350BIL1

NOTES

Walllamp with adjustable light by means of the closing cap placed on the reflector.
Polyethylene rear body. Reflector and cap made of painted metal. Bulb not included.



LUNAIRE - CEILING - GOLD, BLACK, MEDIUM

SPECIFICHE TECNICHE

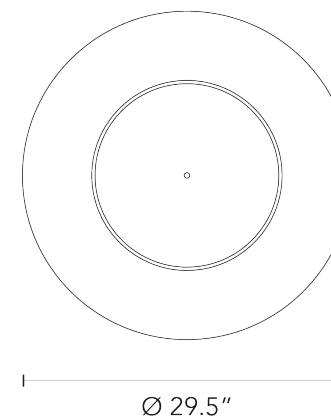
Material	Metal,Polymer
Emission	Dimmable light
Total power	28,6W
Light source	Integrated LED
Flusso luminoso	3650 Lm
Temperatura colore	3000 K
TYP CRI	>80
IP	40

SKU

F429865350BIL1

NOTES

Wall lamp with adjustable light by means of the closing cap placed on the reflector.
Polyethylene rear body. Reflector covered in gold leaf and cap made of painted metal. Bulb not included.



LUNAIRE - CEILING - COPPER, BLACK, MEDIUM

SPECIFICHE TECNICHE

Material	Metal,Polymer
Emission	Dimmable light
Total power	28,6W
Light source	Integrated LED
Flusso luminoso	3650 Lm
Temperatura colore	3000 K
TYP CRI	>80
IP	40

SKU

F429865350BIL1

NOTES

Walllamp with adjustable light by means of the closing cap placed on the reflector.
Polyethylene rear body. Reflector covered in copper leaf and cap made of painted metal. Bulb not included.

