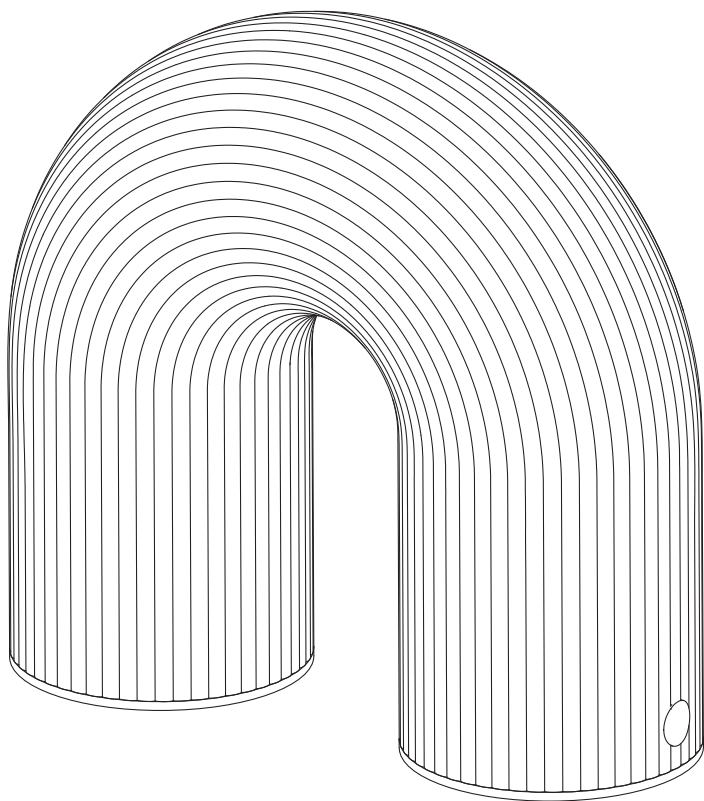


Vuelta Portable Lamp



ferm
L I V I N G

General Instructions

PLEASE READ BEFORE INSTALLATION

WARNING:

The safety of this product can only be guaranteed if the following instructions are observed during both installation and use. Please retain these instructions safely after installation.

PLEASE OBSERVE THE FOLLOWING GUIDELINES:

- Ensure that the power supply has been switched off prior to installation or removal of the product.
- Never undertake an electrical installation without the proper knowledge or training. If not familiar with electrical wiring, contact a qualified electrician.
- The product may in no way be modified or tampered with. Any modification may compromise safety and make the product itself dangerous to use. FERM LIVING does not accept any responsibility for products that have been modified.
- The light source contained in this luminaire shall only be replaced by the manufacturer or his service agent or a similar qualified person.
- Please charge the battery before initial use.

CLEANING INSTRUCTIONS:

- Use only a soft cloth to clean the product. Dampen the cloth with water and soap or a mild cleanser if needed.

MORE INFORMATION:

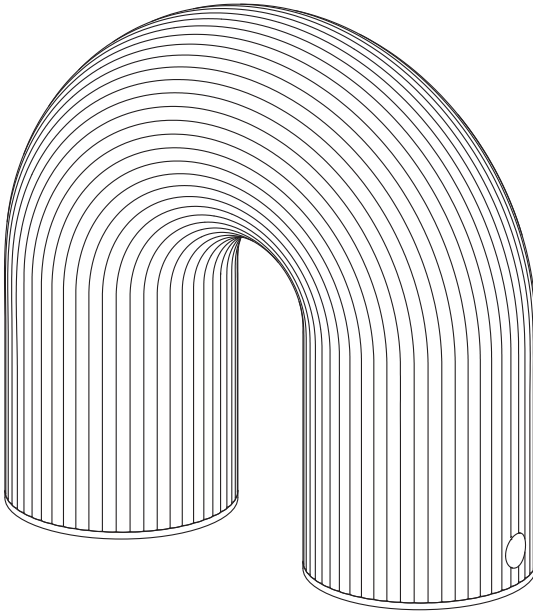
To access further information such as product overview and material descriptions, please visit our website at www.fermliving.com. If you have any questions or comments, please do not hesitate to contact us at info@fermliving.com.

Technical Specifications

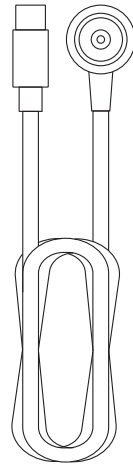
VUELTA PORTABLE LAMP

Voltage:	5V DC(Lamp input)
Dimmable:	1W, 4 steps dimmer
Light specification:	2200K warm white, 65LM, Ra 92
Battery Capacity:	2200mAh
Discharging Time:	8 hours max power,16h 50%, 80h 15%
Charging Time:	5 hours
Cable:	1.0m USB-C/magnetic Pogo Pin charging
Certification:	IP44, Class III, ETL,CE,CB, RoHs
Needed adapter specification:	100-240V, 50/60Hz input, 5V DC/1A or 5V DC 2A output
Adapter not included.	
Light source:	Non removable dimmable LED

Box Content



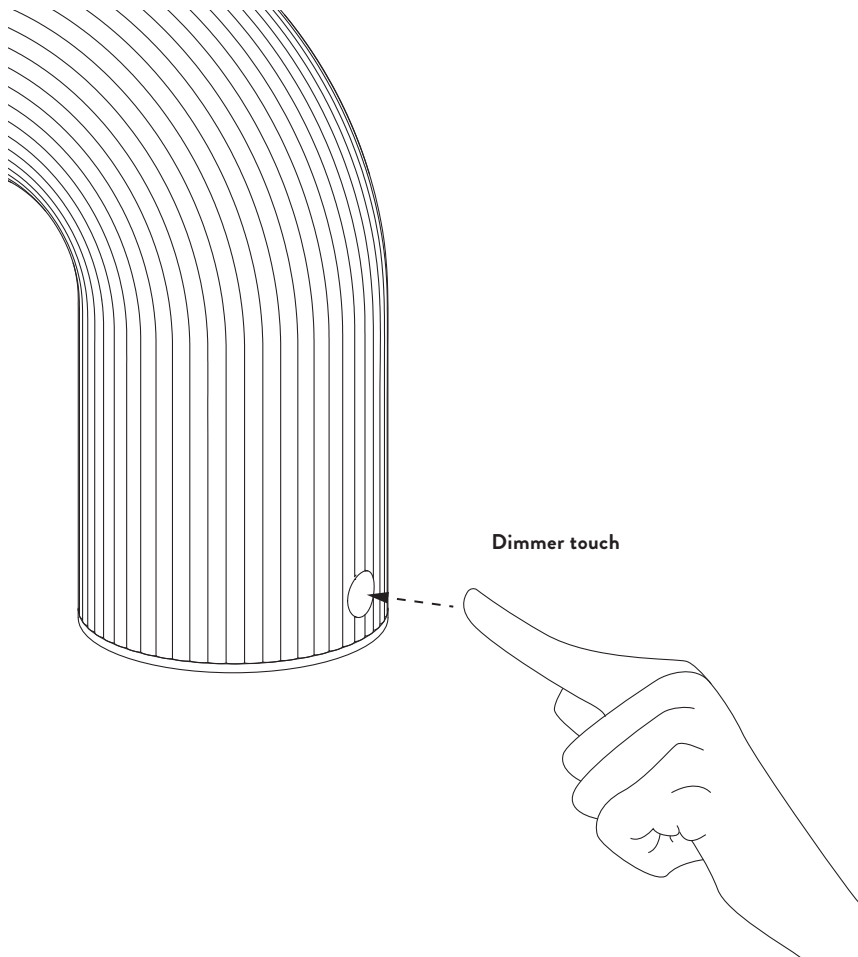
1 x



1 x

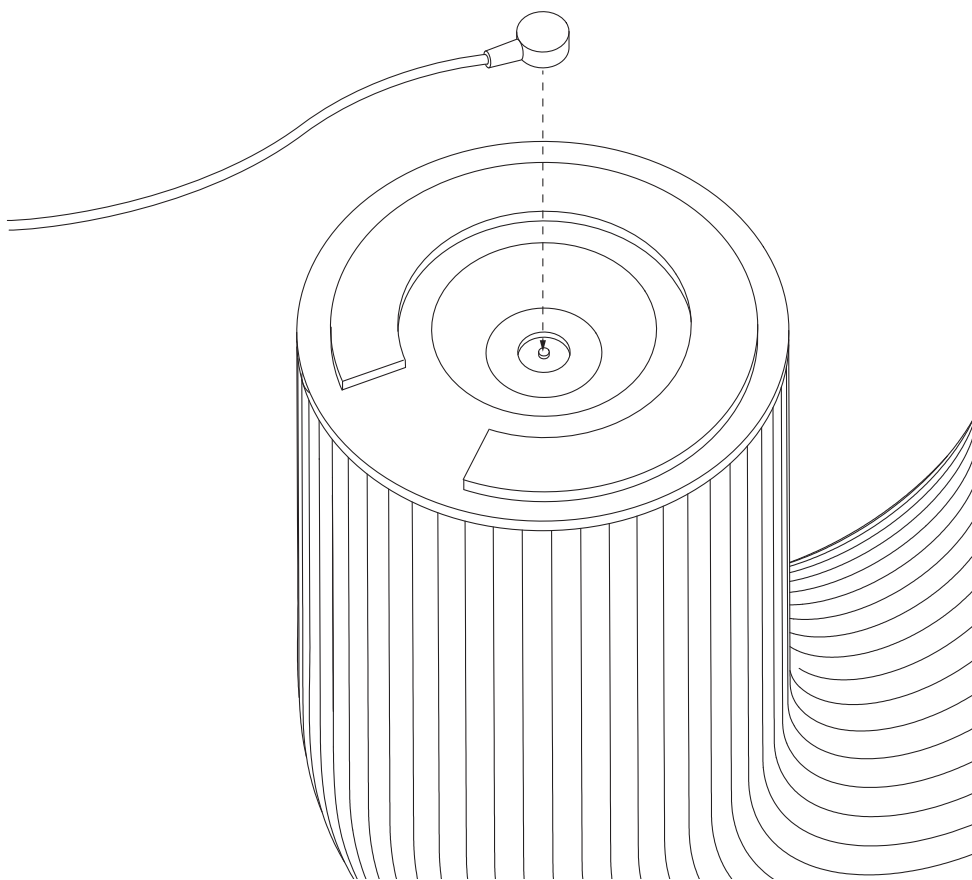
Assembly Process

1



Assembly Process

2



fermliving.com