




# Silverlake Sectional (Right or Left Facing)




Andorra  
Pewter



Sutton  
Canvas



Bastille  
Clover

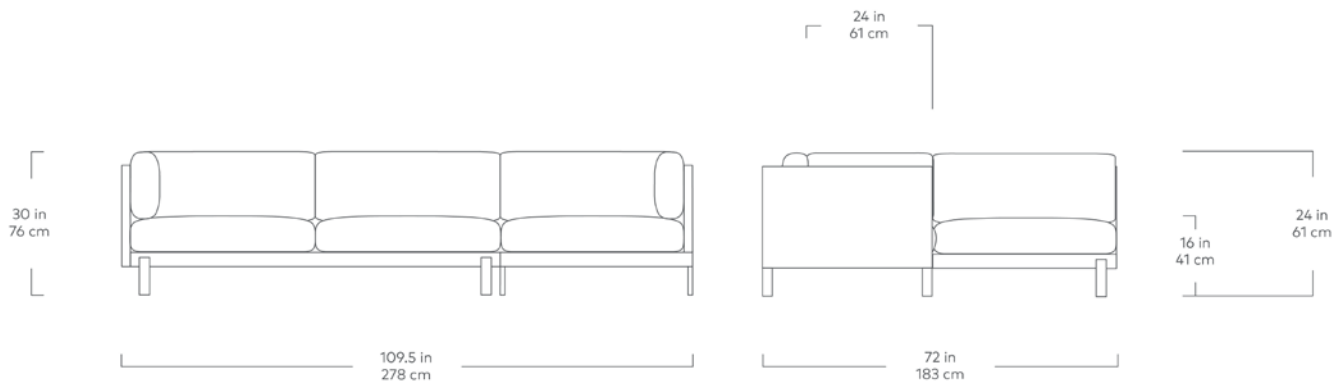


Velvet  
Cocoa

The Silverlake Upholstery Collection is a Scandinavian-inspired seating design that strikes an elegant balance between minimalist styling and a casual, inviting feel. The design features a slender tuxedo frame, and plush seat and back cushions filled with our eco-friendly, signature PET fill. The back and side cushions can be adjusted to your preferred angle, while the generous seat depth enhances the sofa's or sectional's comfort. Subtle features like pleated fabric details on cushion corners and architectural, black powder-coated steel legs complete Silverlake, laid-back modern aesthetic. The collection is a restful haven for any busy home, office or lobby. The frames are constructed with kiln-dried FSC®-Certified hardwood in support of responsible forest management. Silverlake uses a clean, ultra soft, long-strand fiber fill material that offers the comfort and feel of traditional waterfowl down. This material is created through a process that benefits the environment by diverting 929 plastic bottles away from landfills, waterways and oceans for each Silverlake Sectional we build.

Design Trade Professionals: We aim to keep our designs in stock and ready to ship quickly for projects on a tight timeline. Designs may be customized with COM and alternate finishes (minimum quantities may apply). Visit [guscontract.com](https://guscontract.com) for more information about our Trade & Contract programs.

# Silverlake Sectional



- The collection consists of seven unique configurations: a stand-alone sofa, a long XL sofa, a right or left-facing sectional, a right or left-facing XL sectional and a U-shaped sectional.
- Cushions contain an eco-friendly, synthetic-down fill made from 929 recycled plastic water bottles.
- The RF Sectional is comprised of two components, 2 Left Arms.
- The LF Sectional is comprised of two components, 2 Right Arms.
- Each component includes concealed connectors to securely join them to each other.
- Features a slender tuxedo frame (arms and back are at the same height).
- A slim front rail gives the illusion of the design sitting higher off the ground.
- Front face of the back and bolster cushions and the top edge of the seat cushions have no visible seams which adds to the minimal look.
- Seat cushions are crafted with a high resiliency medium density foam wrapped in eco-friendly synthetic down fill made from recycled plastic water bottles.
- Legs are made from black powder-coated flat bar steel.
- Non-marking leveler feet can be adjusted for stability on uneven floor surfaces.
- Light assembly required.
- Inner frame is kiln-dried FSC®-Certified hardwood in support of responsible forest management (FSC® 092551). By purchasing this product you help take care of the world's forests. Find more information at [www.fsc.org](http://www.fsc.org)
- All joints have been stress tested.
- No-Sag, sinuous spring suspension system.
- Manufactured to meet California TB117-2013 fire safety standards without the use of flame retardant additives in the upholstery foam.
- All fabric is California TB117-2013 certified and double rub tested.

